

HFAinc.[®]
Handi-foil of America

*Foil Packaging Solutions
that Deliver Delicious*



2022 - 2023

CATALOG

The Leader in Aluminum Innovation

1 HANDI-FOIL DRIVE, ANTIOCH, IL



**2013 ADDITION:
NAPERVILLE, IL**

**ORIGINAL:
WHEELING, IL**



TABLE OF CONTENTS

STEAM TABLES	6-7
FOOD SERVICE ROLL FOIL	8
• HANDI-FOIL® FOOD SERVICE ROLL FOIL	
• MEDALLION® FOOD SERVICE ROLL FOIL	
INTERFOLDED FOIL SHEETS	9
• HANDI-FOIL® INTERFOLDED FOIL SHEETS	
• MEDALLION® INTERFOLDED FOIL SHEETS	
FOOD SERVICE FILM	9
• HANDI-FILM®	
GOURMET - TO - GO® / HANDI-STAX™	10-11
OBLONGS / HANDI-STAX™	12-13
ROUNDS / HANDI-STAX™	14
CATERING TRAYS	15
HANDI-LOCK® CLEAR PLASTIC HINGED CONTAINERS	15
PIES	16
LOAVES	17
MUFFINS	17
SHEET CAKES	18
DANISH	18
CAKES	19
ANGEL FOODS	19
ROASTERS	20
SEASONAL	21
SENIOR & SCHOOL FEEDING	21
SPECIALTY	22
RETAIL CATERING	23
RETAIL ROLL FOIL	24
• LEGACY HANDI-FOIL® ROLL FOIL	
INDEX BY ITEM NUMBER	25 - 26
RIM STYLES	27
ORDERING INFORMATION	27

THE SUSTAINABLE, STACKABLE SOLUTION!

Introducing 100% recyclable aluminum lids & pans from **HFA Inc.**



 **SUSTAINABLE
AND STACKABLE!**



Best Solution for Single-Use Foam & Plastic Bans!
Sustainable, Take-Home Packaging that is 100% Recyclable

No Plastic, No Laminated Lids, No Landfill

Only Material Safe for Oven-Use up to 450°F

Full-Curl™ Edge for Enhanced Safety

Available in Both 7" & 9" Rounds and 2-1/4 lb Oblong

Multiple Patents-Pending Handi-Stax™ Technology Delivers the Perfect Stack

FULL STEAM AHEAD!

Patented Tru-Fit® design extended to full line of industry's leading items

HFA has revolutionized the aluminum steam table segment with new, Tru-Fit® sizes designed for optimal fit, enhanced capacity and ideal performance!



Tru-Fit® Extra Deep Full Steam Table Pan fits in standard chafing racks for hot fuel or ice cold applications



$$\frac{1}{4} + \frac{1}{4} = \frac{1}{2}$$



Better food safety & handling?

WE'VE GOT YOU COVERED!

Quarter, Third, Half & Full Size Lids Now Available

Introducing HFA's Full Curl Lids for Steam Table Pans

- Full curl edge on all 4 corners promotes safer handling
- Comfort-Edge preferred by servers and consumers
- Another breakthrough for the foodservice industry from HFA

PATENTED

New

HFA Full Curl Edge

Traditional Edge

WE'VE TAKEN THE EDGE OFF!

HFA's Full Curl Packaging for Better Safety & Handling

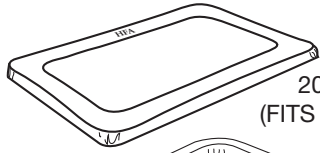
3 New Full Curl Pans: 7" Round, 9" Round, 2 1/4 lb. Oblong

- The Comfort-Edge preferred by servers and consumers
- Engineered to improve the carry-out food handling experience
- Builds on the proven market success of Steam Table Curl technology

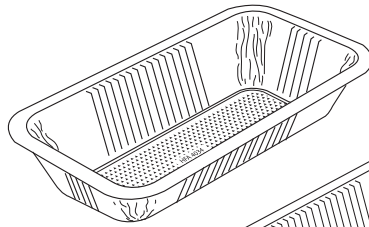
Traditional

Full Curl Edge

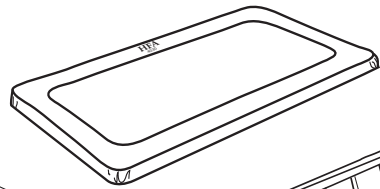
STEAM TABLES



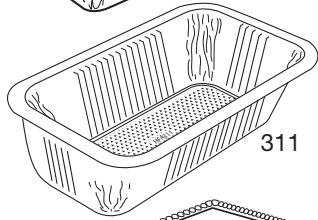
2048FC
(FITS PAN 311)



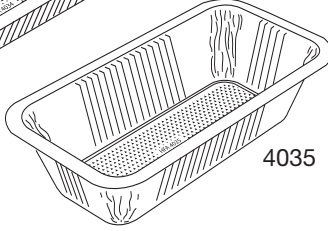
4034



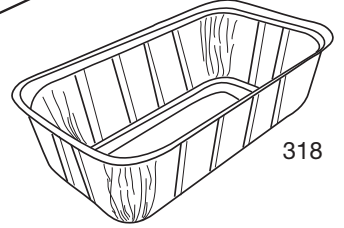
4030
(FITS PAN 318,
4034, 4035)



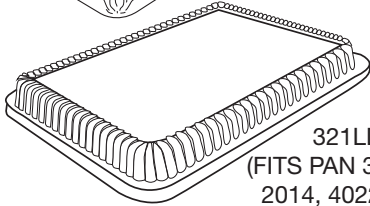
311



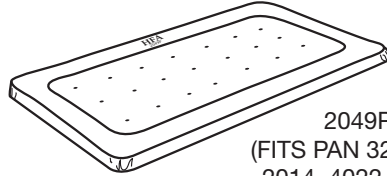
4035



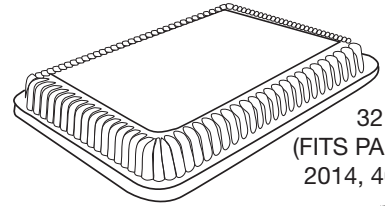
318



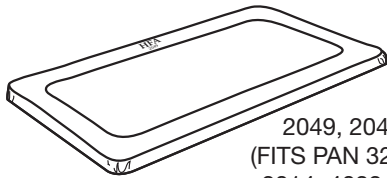
321LDL
(FITS PAN 320, 321,
2014, 4022, 4025)



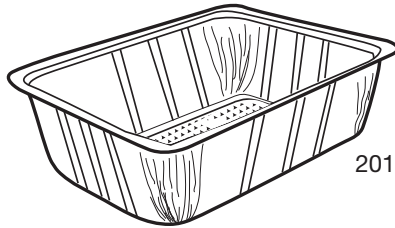
2049P
(FITS PAN 320, 321,
2014, 4022, 4025)



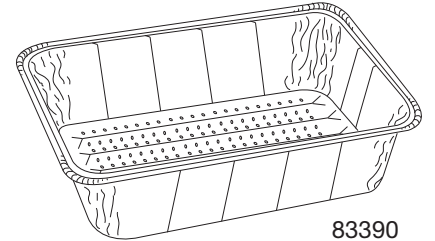
321HDL
(FITS PAN 320, 321,
2014, 4022, 4025)



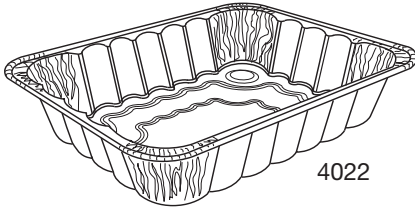
2049, 2049FC
(FITS PAN 320, 321,
2014, 4022, 4025)



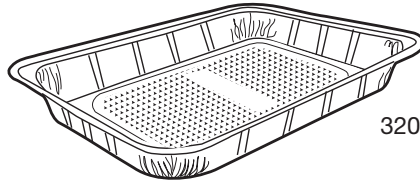
2014



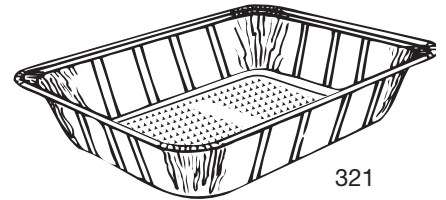
83390



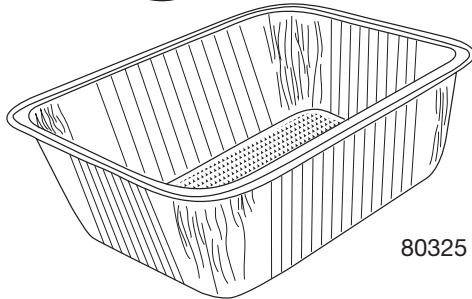
4022



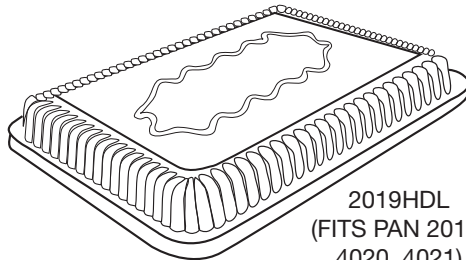
320



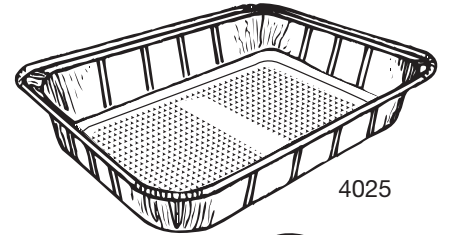
321



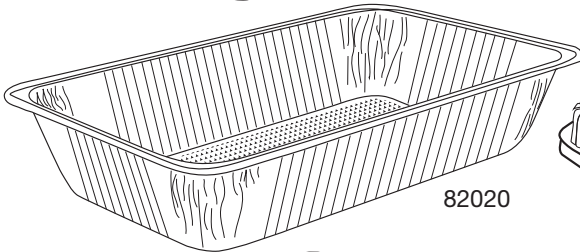
80325



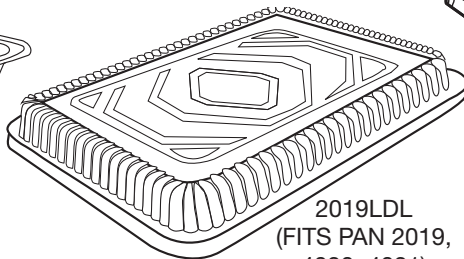
2019HDL
(FITS PAN 2019,
4020, 4021)



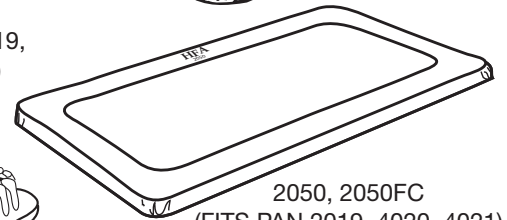
4025



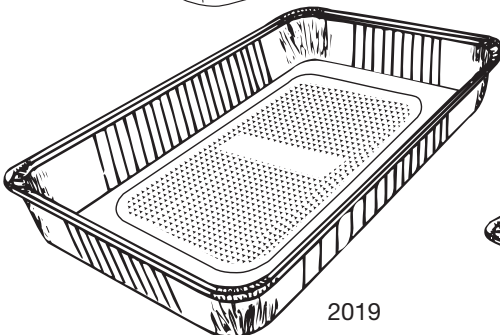
82020



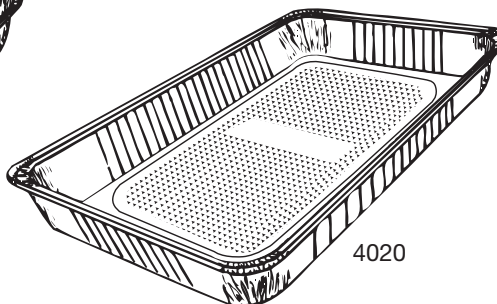
2019LDL
(FITS PAN 2019,
4020, 4021)



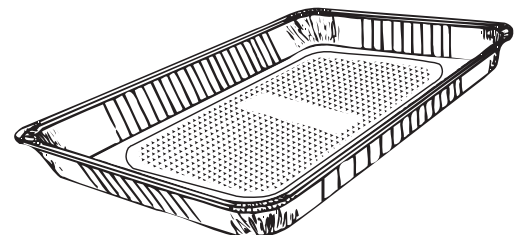
2050, 2050FC
(FITS PAN 2019, 4020, 4021)



2019



4020



2050P
(FITS PAN 2019,
4020, 4021)

STEAM TABLES

ITEM #	DESCRIPTION	CAPACITY FL Oz.	RIM STYLE	DIMENSIONS (in Inches)				CASE		
				TOP OUT	TOP IN	BOTTOM	VERTICAL DEPTH	LBS.	CUBE	PACK
QUARTER SIZE PANS										
311-35-200	TRU-FIT® ¼ Size Steam Table - Deep	45	FC	10 x 6 1/8	9 1/4 X 5 5/16	7 7/8 x 3 15/16	2 3/16	10.00	1.60	200
QUARTER SIZE LIDS										
2048-25-200FC	Foil Lid (Full Curl) for 311	—	FC	10 3/8 X 6 1/2	—	—	1/2	4.90	.81	200
THIRD SIZE PANS										
318-40-200	1/3 Size Steam Table - Deep	96.0	FC	12 5/8 x 6 1/2	11 1/2 x 5 1/2	10 3/8 x 4 1/4	3 3/16	16.50	2.05	200
4034-35-200	1/3 Size Steam Table - Shallow	58.0	FC	12 5/8 x 6 1/2	11 1/2 x 5 1/2	10 3/8 x 4 1/4	2	11.75	1.80	200
4035-40-200	TRU-FIT® 1/3 Size Steam Table - Deep	86.0	FC	12 5/8 x 6 1/2	11 1/2 x 5 1/2	9 15/16 x 3 7/8	2 13/16	14.75	1.88	200
THIRD SIZE LIDS										
4030-25-200	Foil Lid for 318, 4034, 4035	—	IVCF	12 11/16 x 6 9/16	—	—	15/32	6.00	1.06	200
4030-25-200FC	Foil Lid (Full Curl) for 318, 4034, 4035	—	FC	12 11/16 x 6 9/16	—	—	15/32	6.00	1.06	200
HALF SIZE PANS										
320-35-100	½ Size Steam Table - Shallow	84.0	FC	12 3/4 x 10 3/8	11 3/4 x 9 3/8	10 13/16 x 8 7/16	1 11/16	8.55	1.70	100
320-40-100	½ Size Steam Table - Shallow	84.0	FC	12 3/4 x 10 3/8	11 3/4 x 9 3/8	10 13/16 x 8 7/16	1 11/16	9.77	1.70	100
4025-40-100	½ Size Steam Table - Medium	107.0	FC	12 3/4 x 10 3/8	11 3/4 x 9 3/8	10 1/2 x 8 1/8	2 3/16	10.30	1.76	100
321-00-100	½ Size Steam Table - Deep	128.0	FC	12 3/4 x 10 3/8	11 3/4 x 9 3/8	10 1/4 x 7 7/8	2 9/16	8.06	1.80	100
321-35-100	½ Size Steam Table - Deep	128.0	FC	12 3/4 x 10 3/8	11 3/4 x 9 3/8	10 1/4 x 7 7/8	2 9/16	9.00	1.80	100
321-40-100	½ Size Steam Table - Deep	128.0	FC	12 3/4 x 10 3/8	11 3/4 x 9 3/8	10 1/4 x 7 7/8	2 9/16	10.00	1.80	100
321-40-100ECO	½ Size Steam Table - Deep 100% Recycled Aluminum	128.0	FC	12 3/4 x 10 3/8	11 3/4 x 9 3/8	10 1/4 x 7 7/8	2 9/16	10.00	1.80	100
321-45-100	½ Size Steam Table - Deep	128.0	FC	12 3/4 x 10 3/8	11 3/4 x 9 3/8	10 1/4 x 7 7/8	2 9/16	11.00	2.00	100
321-45-100GTG	½ Size Steam Table - Deep - Black & Gold	128.0	FC	12 3/4 x 10 3/8	11 3/4 x 9 3/8	10 1/4 x 7 7/8	2 9/16	11.00	2.00	100
4022-00-100	½ size Countoured Steam Table	120.0	FC	12 3/4 x 10 3/8	11 3/4 x 9 3/8	10 1/4 x 7 7/8	2 15/32	10.00	1.80	100
2014-50-100	½ Size Steam Table - Extra Deep	195.0	FC	12 11/16 x 10 5/16	11 3/4 x 9 3/8	9 1/2 x 7 1/8	4 3/16	16.00	2.24	100
80325	TRU-FIT® Extra Deep Half Steam Table	154.0	FC	12 3/4 x 10 3/8	11 3/4 x 9 3/8	9 3/4 x 7 3/8	3 3/16	13.75	2.11	100
83390	Healthy Half with Grease Absorbent Liner	128.0	FC	12 3/4 x 10 3/8	11 3/4 x 9 3/8	10 1/4 x 7 7/8	2 9/16	20.50	2.11	100
HALF SIZE LIDS										
321LDL-100	Low Dome Lid for 320, 321, 2014, 4022, 4025	—	—	13 3/16 x 10 3/4	—	—	1 5/8	6.50	1.15	100
321HDL-100	High Dome Lid for 320, 321, 2014, 4022, 4025	—	—	13 1/8 x 10 3/4	—	—	2 1/2	7.00	1.34	100
2049-00-100	Foil Lid for 320, 321, 2014, 4022, 4025	—	IVCF	12 13/16 x 10 7/16	—	—	5/8	4.90	0.74	100
2049-00-100FC	Foil Lid (Full Curl) for 320, 321, 2014, 4025	—	FC	12 13/16 x 10 7/16	—	—	5/8	4.90	0.74	100
2049-30-100	Foil Lid for 320, 321, 2014, 4022, 4025	—	IVCF	12 13/16 x 10 7/16	—	—	5/8	5.85	0.74	100
2049-30-100FC	Foil Lid (Full Curl) for 320, 321, 2014, 4025	—	FC	12 13/16 x 10 7/16	—	—	5/8	5.85	0.74	100
2049-30-100GOLD	Foil Lid (Gold) for 320, 321, 2014, 4022, 4025	—	IVCF	12 13/16 x 10 7/16	—	—	5/8	5.85	0.74	100
2049-30-100P	Vented Foil Lid for 320, 321, 2014, 4022, 4025	—	IVCF	12 13/16 x 10 7/16	—	—	5/8	5.85	0.74	100
FULL SIZE PANS										
4021-70-50	Full Size Steam Table - Shallow	176.0	FC	20 3/4 x 12 3/4	19 5/8 x 11 3/4	18 5/8 x 10 3/4	1 5/8	13.40	1.84	50
4020-70-50	Full Size Steam Table - Medium	232.0	FC	20 3/4 x 12 3/4	19 5/8 x 11 5/8	17 5/8 x 9 5/8	2 3/16	14.50	2.07	50
2019-00-50	Full Size Steam Table - Deep	343.0	FC	20 3/4 x 12 13/16	19 9/16 x 11 5/8	17 3/4 x 9 13/16	3 3/16	14.50	2.09	50
2019-70-50	Full Size Steam Table - Deep	343.0	FC	20 3/4 x 12 13/16	19 9/16 x 11 5/8	17 3/4 x 9 13/16	3 3/16	15.50	2.09	50
2019-70-50ECO	Full Size Steam Table - Deep 100% Recycled Aluminum	343.0	FC	20 3/4 x 12 13/16	19 9/16 x 11 5/8	17 3/4 x 9 13/16	3 3/16	15.50	2.09	50
2019-70-50GTG	Full Size Steam Table - Deep - Black & Gold	343.0	FC	20 3/4 x 12 13/16	19 9/16 x 11 5/8	17 3/4 x 9 13/16	3 3/16	15.50	2.09	50
82020	TRU-FIT® Extra Deep Full Steam Table	418.4	FC	20 3/4 x 12 13/16	19 11/16 x 11 5/8	17 1/4 x 9 3/16	4	19.75	2.43	50
FULL SIZE LIDS										
2050-00-50	Foil Lid for 2019, 4020, 4021	—	IVCF	20 13/16 x 12 7/8	—	—	5/8	7.50	1.00	50
2050-00-50FC	Foil Lid (Full Curl) for 2019, 4020, 4021	—	FC	20 13/16 x 12 7/8	—	—	5/8	7.50	1.00	50
2050-45-50	Foil Lid for 2019, 4020, 4021	—	IVCF	20 13/16 x 12 7/8	—	—	5/8	8.10	1.00	50
2050-45-50FC	Foil Lid (Full Curl) for 2019, 4020, 4021	—	FC	20 13/16 x 12 7/8	—	—	5/8	8.10	1.00	50
2050-45-50GOLD	Foil Lid (Gold) for 2019, 4020, 4021	—	IVCF	20 13/16 x 12 7/8	—	—	5/8	8.10	1.00	50
2050-45-50P	Vented Foil Lid for 2019, 4020, 4021	—	IVCF	20 13/16 x 12 7/8	—	—	5/8	8.10	1.00	50
2019LDL-50	Low Dome Lid for 2019, 4020, 4021	—	—	21 3/16 x 13 3/16	—	—	1 5/8	11.90	1.86	50
2019HDL-50	High Dome Lid for 2019, 4020, 4021	—	—	21 3/16 x 13 3/16	—	—	3 3/16	12.00	2.53	50

FOOD SERVICE ROLL FOIL

HANDI-FOIL®

Eco FRIENDLY BOXES

12" Width

15" Width

18" Width

24" Width



51205 11205 51208



11505 51508



51805 11805 51808 11808 51809



52408 12408



ITEM#	SIZE	STYLE	CASES PER PALLET	WEIGHT PER CASE (LBS.)	CUBE PER CASE	ITEM UPC
12" Width						
51205	12" x 500'	STANDARD	385	4.7	0.10	51205-0
11205	12" x 1000'	STANDARD	279	8.75	0.13	11205-2
51208	12" x 500'	HEAVY DUTY	350	6.8	0.10	51208-1
15" Width						
11505	15" x 1000'	STANDARD	180	11.2	0.18	11505-3
51508	15" x 500'	HEAVY DUTY	180	8.0	0.18	51508-3
18" Width						
51805	18" x 500'	STANDARD	297	6.7	0.14	51805-2
11805	18" x 1000'	STANDARD	198	13.4	0.18	11805-4
51808	18" x 500'	HEAVY DUTY	234	9.5	0.14	51808-3
11808	18" x 1000'	HEAVY DUTY	126	18.5	0.25	11808-5
51809	18" x 500'	EXTRA HEAVY DUTY	180	11.4	0.23	51809-0
24" Width						
52408	24" x 500'	HEAVY DUTY	70	15.5	0.41	52408-4
12408	24" x 1000'	HEAVY DUTY	50	25.1	0.41	12408-6

MEDALLION®

Eco FRIENDLY BOXES

12" Width

18" Width



51207 11203



51803 51807 11803 11807



ITEM #	SIZE	STYLE	CASES PER PALLET	WEIGHT PER CASE (LBS.)	CUBE PER CASE	ITEM UPC
12" Width						
51207	12" x 500'	HEAVY DUTY	385	5.8	0.10	51207-4
11203	12" x 1000'	STANDARD	315	7.5	0.10	11203-8
18" Width						
51803	18" x 500'	STANDARD	297	5.5	0.14	51803-8
51807	18" x 500'	HEAVY DUTY	297	8.6	0.14	51807-6
11803	18" x 1000'	STANDARD	234	11.0	0.14	11803-0
11807	18" x 1000'	HEAVY DUTY	144	16.5	0.25	11807-8

INTERFOLDED FOIL SHEETS

HANDI-FOIL® INTERFOLDED FOIL SHEETS



ITEM#	SIZE	SHEETS PER CARTON	CARTONS PER CASE	WEIGHT PER CASE (LBS.)	CUBE PER CASE	ITEM UPC
57100	7" x 10 3/4"	500	6	12.4	0.58	57100-2
58100	8" x 10 3/4"	500	6	14.7	0.59	58100-1
29100	9" x 10 3/4"	200	12	14.0	0.84	29100-9
29110	9" x 10 3/4"	200	12	14.0	0.84	29110-8
59100	9" x 10 3/4"	500	6	16.5	0.66	59100-0
59100RED	9" x 10 3/4"	500	6	16.5	0.66	-
59100BLUE	9" x 10 3/4"	500	6	16.5	0.66	-
59100GREEN	9" x 10 3/4"	500	6	16.5	0.66	-
21210	12" x 10 3/4"	200	12	22.0	1.10	21210-3
21210ECO	12" x 10 3/4"	200	12	22.0	1.10	98654-7
51210	12" x 10 3/4"	500	6	25.9	0.89	51210-4
51210GOLD	12" x 10 3/4"	500	6	25.9	0.89	51012-4
51415	14" x 10 3/4"	500	6	24.8	1.16	51415-3

MEDALLION® INTERFOLDED FOIL SHEETS



ITEM #	SIZE	SHEETS PER CARTON	CARTONS PER CASE	WEIGHT PER CASE (LBS.)	CUBE PER CASE	ITEM UPC
21215	12" x 10 3/4"	200	12	18.5	1.10	21215-8
51215	12" x 10 3/4"	500	6	21.8	0.89	51215-9


FOOD SERVICE FILM

HANDI-FILM®



ITEM #	SIZE	STYLE	CASES PER PALLET	WEIGHT PER CASE (LBS.)	CUBE PER CASE	ITEM UPC
21205	12" X 2000'	STANDARD	168	5.8 lbs.	0.27	98866-4
21205-S	12" X 2000'	SLIDE CUTTER	168	5.8 lbs.	0.27	98863-3
21805	18" X 2000'	STANDARD	112	8.5 lbs.	0.39	98873-2
21805-S	18" X 2000'	SLIDE CUTTER	112	8.5 lbs.	0.39	98862-6
22405	24" X 2000'	STANDARD	56	11.1 lbs.	0.51	98865-7
22405-S	24" X 2000'	SLIDE CUTTER	56	11.1 lbs.	0.51	98861-9

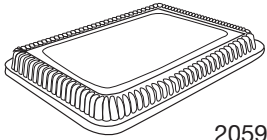
GOURMET-TO-GO® / HANDI-STAX™



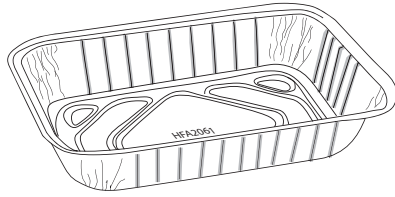
GOURMET-TO-GO® / HANDI-STAX™

ITEM #	DESCRIPTION	CAPACITY FL OZ.	RIM STYLE	DIMENSIONS (in Inches)				CASE		
				TOP OUT	TOP IN	BOTTOM	VERTICAL DEPTH	LBS.	CUBE	PACK
CONTAINERS										
4201-55-300	Small entrée - Black & Gold	22.0	FC	8 ³ / ₁₆ x 6 ¹ / ₈	7 ¹ / ₂ x 5 ¹ / ₂	7 ³ / ₁₆ x 5 ³ / ₁₆	1 ¹ / ₄	13.3	1.17	300
4202-70-150	Medium entrée - Black & Gold	52.0	FC	9 ³ / ₄ x 7 ³ / ₄	8 ¹⁵ / ₁₆ x 6 ¹⁵ / ₁₆	8 ¹ / ₂ x 6 ¹ / ₂	1 ³ / ₄	12.3	1.18	150
4203-70-150	Large entrée - Black & Gold	72.0	FC	11 ¹ / ₄ x 8 ⁷ / ₈	10 ⁷ / ₁₆ x 8	10 x 7 ¹ / ₂	1 ³ / ₄	15.6	1.68	150
4201-55-300C	Small entrée - Silver	22.0	FC	8 ³ / ₁₆ x 6 ¹ / ₈	7 ¹ / ₂ x 5 ¹ / ₂	7 ³ / ₁₆ x 5 ³ / ₁₆	1 ¹ / ₄	13.3	1.17	300
4202-70-150C	Medium entrée - Silver	52.0	FC	9 ³ / ₄ x 7 ³ / ₄	8 ¹⁵ / ₁₆ x 6 ¹⁵ / ₁₆	8 ¹ / ₂ x 6 ¹ / ₂	1 ³ / ₄	12.3	1.18	150
4203-70-150C	Large entrée - Silver	72.0	FC	11 ¹ / ₄ x 8 ⁷ / ₈	10 ⁷ / ₁₆ x 8	10 x 7 ¹ / ₂	1 ³ / ₄	15.6	1.68	150
4205-60-300	Smoothwall entrée - Silver	76.0	FC	12 ¹ / ₂ x 7 ⁷ / ₁₆	11 ⁵ / ₈ x 6 ⁵ / ₈	11 x 6	1 ⁷ / ₈	31.90	3.20	300
4207-80-50	Grill Pan - Silver	-	FC	13 ¹ / ₄ x 9 ³ / ₈	12 ⁹ / ₁₆ x 8 ¹³ / ₁₆	12 ⁷ / ₁₆ x 8 ⁵ / ₈	5 ⁵ / ₈	6.60	0.58	50
4216-65-300	Large entrée - Silver	94.0	FC	15 x 7 ⁷ / ₁₆	14 ¹ / ₄ x 6 ⁵ / ₈	13 ¹ / ₂ x 6	1 ⁷ / ₈	36.40	3.90	300
4217-45-300	Small smoothwall pan - Silver	20.0	FC	5 ¹⁵ / ₁₆ x 4 ¹⁵ / ₁₆	5 ³ / ₁₆ x 4 ³ / ₁₆	4 ³ / ₄ x 3 ³ / ₄	1 ¹⁵ / ₁₆	8.00	.57	300
4218-45-300	Medium smoothwall pan - Silver	32.0	FC	7 ³ / ₄ x 6 ¹ / ₈	7 ¹ / ₁₆ x 5 ¹³ / ₃₂	6 ⁵ / ₈ x 4 ³¹ / ₃₂	1 ⁵ / ₈	11.75	.92	300
4219-45-300	Large smoothwall pan - Silver	46.0	FC	8 ¹¹ / ₁₆ x 6 ⁵ / ₈	7 ¹³ / ₁₆ x 5 ²³ / ₃₂	7 ³ / ₈ x 5 ⁹ / ₃₂	1 ⁷ / ₈	14.25	1.13	300
LIDS										
4201DL-300	Dome Lid for 4201	-	-	8 ¹ / ₄ x 6 ³ / ₁₆	-	-	1 ¹ / ₄	12.45	2.99	300
4202DL-150	Dome Lid for 4202	-	-	9 ¹³ / ₁₆ x 7 ¹³ / ₁₆	-	-	1 ³ / ₄	9.75	1.31	150
4202LDL-150	Low Dome Lid for 4202	-	-	9 ¹³ / ₁₆ x 7 ¹³ / ₁₆	-	-	5 ⁵ / ₈	10.60	1.31	150
4203DL-150	Dome Lid for 4203	-	-	11 ⁵ / ₁₆ x 8 ¹⁵ / ₁₆	-	-	1 ³ / ₄	12.00	1.49	150
4205DL-300	Dome Lid for 4205	-	-	12 ⁹ / ₁₆ x 7 ¹ / ₂	-	-	1 ⁷ / ₈	27.00	2.81	300
4216DL-300	Dome Lid for 4216	-	-	15 ¹ / ₁₆ x 7 ¹ / ₂	-	-	1 ⁷ / ₈	32.00	2.93	300
4217DL-300	Dome Lid for 4217	-	-	6 ¹ / ₄ x 5 ¹ / ₄	-	-	9 ¹ / ₁₆	7.40	.86	300
4218DL-300	Dome Lid for 4218	-	-	8 ¹ / ₁₆ x 6 ³ / ₈	-	-	9 ¹ / ₁₆	11.25	.96	300
4219DL-300	Dome Lid for 4219	-	-	9 ¹ / ₁₆ x 6 ⁷ / ₈	-	-	9 ¹ / ₁₆	13.75	1.10	300
COMBO PACKS										
4201-55-100WDL	Small entrée w/Dome Lid - Black & Gold	22.0	FC	8 ³ / ₁₆ x 6 ¹ / ₈	7 ¹ / ₂ x 5 ¹ / ₂	7 ³ / ₁₆ x 5 ³ / ₁₆	1 ¹ / ₄	9.05	1.26	100
4201-55-100WLDL	Small entrée w/Low Dome Lid - Black & Gold	22.0	FC	8 ³ / ₁₆ x 6 ¹ / ₈	7 ¹ / ₂ x 5 ¹ / ₂	7 ³ / ₁₆ x 5 ³ / ₁₆	1 ¹ / ₄	8.50	.91	100
4202-70-50WDL	Medium entrée w/Dome Lid - Black & Gold	52.0	FC	9 ³ / ₄ x 7 ³ / ₄	8 ¹⁵ / ₁₆ x 6 ¹⁵ / ₁₆	8 ¹ / ₂ x 6 ¹ / ₂	1 ³ / ₄	8.00	1.16	50
4202-70-50WLDL	Medium entrée w/Low Dome Lid - Black & Gold	52.0	FC	9 ³ / ₄ x 7 ³ / ₄	8 ¹⁵ / ₁₆ x 6 ¹⁵ / ₁₆	8 ¹ / ₂ x 6 ¹ / ₂	1 ³ / ₄	7.85	1.16	50
4203-70-50WDL	Large entrée w/Dome Lid - Black & Gold	72.0	FC	11 ¹ / ₄ x 8 ⁷ / ₈	10 ⁷ / ₁₆ x 8	10 x 7 ¹ / ₂	1 ³ / ₄	9.75	1.49	50
4203-70-50WHDL	Large entrée w/High Dome Lid - Black & Gold	72.0	FC	11 ¹ / ₄ x 8 ⁷ / ₈	10 ⁷ / ₁₆ x 8	10 x 7 ¹ / ₂	1 ³ / ₄	10.25	1.49	50
4204-80-25WLDL	Rect Entrée w/Low Dome Lid - Black & Gold	116.0	FC	14 ¹ / ₂ x 9 ⁵ / ₈	12 ³ / ₄ x 8 ⁵ / ₈	11 ⁷ / ₈ x 8 ¹ / ₈	1 ⁷ / ₈	8.65	1.15	25
4215-55-100WDL	16 oz. Side Dish w/Dome Lid - Black & Gold	16.0	FC	6 ³ / ₈ x 4 ²¹ / ₃₂	5 ²⁷ / ₃₂ x 4 ³ / ₁₆	5 ⁴³ / ₆₄ x 3 ⁶¹ / ₆₄	1 ¹ / ₄	5.25	.64	100
4201-55-100CWDL	Small entrée w/Dome Lid - Silver	22.0	FC	8 ³ / ₁₆ x 6 ¹ / ₈	7 ¹ / ₂ x 5 ¹ / ₂	7 ³ / ₁₆ x 5 ³ / ₁₆	1 ¹ / ₄	9.05	1.26	100
4202-70-50CWDL	Medium entrée w/Dome Lid - Silver	52.0	FC	9 ³ / ₄ x 7 ³ / ₄	8 ¹⁵ / ₁₆ x 6 ¹⁵ / ₁₆	8 ¹ / ₂ x 6 ¹ / ₂	1 ³ / ₄	8.00	1.16	50
4203-70-50CWDL	Large entrée w/Dome Lid - Silver	72.0	FC	11 ¹ / ₄ x 8 ⁷ / ₈	10 ⁷ / ₁₆ x 8	10 x 7 ¹ / ₂	1 ³ / ₄	9.75	1.49	50
4204-80-25CWLDL	Rect Entrée w/Low Dome Lid - Silver	116.0	FC	14 ¹ / ₂ x 9 ⁵ / ₈	12 ³ / ₄ x 8 ⁵ / ₈	11 ⁷ / ₈ x 8 ¹ / ₈	1 ⁷ / ₈	8.65	1.15	25
4205-60-125WDL	Entrée w/Dome Lid - Silver	76.0	FC	12 ¹ / ₂ x 7 ⁷ / ₁₆	11 ⁵ / ₈ x 6 ⁵ / ₈	11 x 6	1 ⁷ / ₈	24.00	2.69	125
4208-60-50CWDL	Square Cake w/Dome Lid - Silver	67.0	FC	9 ¹¹ / ₁₆ x 8 ³ / ₄	8 x 8	7 ¹ / ₈ x 7 ¹ / ₈	2	8.60	1.27	50
4209-60-50CWDL	1/2 Size Steam Table w/Dome Lid - Deep - Silver	139.0	FC	14 ¹ / ₄ x 10 ³ / ₈	11 ³ / ₄ x 9 ³ / ₈	10 ¹ / ₄ x 7 ⁷ / ₈	2 ⁹ / ₁₆	15.50	2.12	50
4210-100-25WDL	Rectangular Roaster w/Dome Lid - Silver	207.0	FC	17 ¹¹ / ₁₆ x 11 ³ / ₁₆	15 ¹ / ₄ x 10 ¹ / ₄	14 ¹ / ₄ x 9 ⁵ / ₁₆	2 ¹ / ₄	14.05	2.05	25
4211-60-50CWDL	Round Cake w/Dome Lid - Silver	64.0	FC	12 x 10 ³ / ₈	9 ⁹ / ₁₆ dia.	8 ¹ / ₂ dia.	1 ⁵ / ₈	9.25	1.67	50
4212-60-50CWDL	Loaf Pan w/Dome Lid - Silver	54.0	FC	11 ⁷ / ₁₆ x 5 ¹¹ / ₁₆	8 ¹ / ₂ x 4 ⁹ / ₁₆	7 ³ / ₄ x 3 ³ / ₄	2 ³ / ₄	9.25	2.05	50
4213-100-25WDL	Oval Roaster w/Dome Lid - Silver	192.0	FC	17 ⁷ / ₈ x 13 ⁵ / ₁₆	15 x 12	14 ¹ / ₈ x 11 ¹ / ₈	2 ⁵ / ₁₆	13.00	2.05	25
4214-60-50CWDL	Pie Pan w/Dome Lid - Silver	54.0	FC	12 x 10 ³ / ₈	9 ⁹ / ₁₆ dia.	8 ¹ / ₂ dia.	1 ⁵ / ₈	10.00	1.67	50
4215-55-100CWDL	16 oz. Side Dish w/Dome Lid - Silver	16.0	FC	6 ³ / ₈ x 4 ²¹ / ₃₂	5 ²⁷ / ₃₂ x 4 ³ / ₁₆	5 ⁴³ / ₆₄ x 3 ⁶¹ / ₆₄	1 ¹ / ₄	5.25	.64	100
4216-65-150WDL	Large entrée w/Dome Lid - Silver	94.0	FC	15 x 7 ⁷ / ₁₆	14 ¹ / ₄ x 6 ⁵ / ₈	13 ¹ / ₂ x 6	1 ⁷ / ₈	33.50	3.52	150
4217-45-150WDL	Small smoothwall pan w/Dome Lid - Silver	20.0	FC	5 ¹⁵ / ₁₆ x 4 ¹⁵ / ₁₆	5 ³ / ₁₆ x 4 ³ / ₁₆	4 ³ / ₄ x 3 ³ / ₄	1 ¹⁵ / ₁₆	7.55	.66	150
4218-45-150WDL	Medium smoothwall pans w/Dome Lid - Silver	32.0	FC	7 ³ / ₄ x 6 ¹ / ₈	7 ¹ / ₁₆ x 5 ¹³ / ₃₂	6 ⁵ / ₈ x 4 ³¹ / ₃₂	1 ⁵ / ₈	11.50	1.00	150
4219-45-150WDL	Large smoothwall pans w/Dome Lid - Silver	46.0	FC	8 ¹¹ / ₁₆ x 6 ⁵ / ₈	7 ¹³ / ₁₆ x 5 ²³ / ₃₂	7 ³ / ₈ x 5 ⁹ / ₃₂	1 ⁷ / ₈	13.95	1.33	150
4222-55-100CWDL	2-Compartment Entrée w/Dome Lid - Silver	15.9/11.8	FC	8 ¹⁵ / ₁₆ x 7	8 ³ / ₈ x 6 ¹³ / ₃₂	7 ⁷ / ₁₆ x 5 ⁷ / ₁₆	1 ¹¹ / ₃₂	10.75	1.17	100
4227-45-50WDL	Handi-Stax™ 7" Round w/Dome Lid - Black & Gold	24.0	FC	6 ²⁷ / ₃₂	6 ¹ / ₁₆	5 ¹¹ / ₃₂	1 ²³ / ₃₂	3.50	.56	50
4227-45-50CWDL	Handi-Stax™ 7" Round w/Dome Lid - Silver	24.0	FC	6 ²⁷ / ₃₂	6 ¹ / ₁₆	5 ¹¹ / ₃₂	1 ²³ / ₃₂	3.50	.56	50
4229-50-50WDL	Handi-Stax™ 9" Round w/Dome Lid, Black & Gold	48.0	FC	8 ³ / ₄	7 ³¹ / ₃₂	7 ³ / ₁₆	1 ²⁹ / ₃₂	5.75	.90	50
4229-50-50CWDL	Handi-Stax™ 9" Round w/Dome Lid - Silver	48.0	FC	8 ³ / ₄	7 ³¹ / ₃₂	7 ³ / ₁₆	1 ²⁹ / ₃₂	5.75	.90	50
4240-50-50CWDL	Handi-Stax™ 4 lb. Oblong w/Dome Lid - Silver	66.0	FC	12 ⁵ / ₁₆ x 8 ⁵ / ₁₆	11 ⁹ / ₁₆ x 7 ⁹ / ₁₆	11 ¹ / ₁₆ x 7 ¹ / ₁₆	1 ¹ / ₂	8.65	1.03	50
4262-50-100CWDL	Handi-Stax™ 2 1/4 lb. Oblong w/Dome Lid - Silver	36.0	FC	8 ¹¹ / ₁₆ x 6 ³ / ₁₆	7 ¹⁵ / ₁₆ x 5 ⁷ / ₁₆	6 ⁷ / ₈ x 4 ³ / ₈	1 ⁷ / ₈	9.00	.74	100
24317-45-100CWDL	Handi-Stax™ 1 lb. Loaf w/Dome Lid - Silver	16.6	FC	6 ³ / ₈ x 3 ¹⁵ / ₁₆	5 ²³ / ₃₂ x 3 ⁵ / ₁₆	5 ⁵ / ₈ x 2 ¹⁵ / ₁₆	1 ⁷ / ₈	6.00	1.05	100
25307-50-50CWDL	Handi-Stax™ Round Cake w/Dome Lid - Silver	40.0	FC	9 ¹ / ₄	8 ³ / ₄	7 ¹³ / ₁₆	1 ⁷ / ₁₆	7.25	1.10	50
25308-50-50CWDL	Handi-Stax™ Square Cake w/Dome Lid - Silver	51.1	FC	9 x 9	8 ¹ / ₄ x 8 ¹ / ₄	7 ¹³ / ₁₆ x 7 ¹³ / ₁₆	1 ⁷ / ₁₆	7.50	1.06	50
25321-60-50CWDL	Handi-Stax™ 1/2 Steam w/Dome Lid - Silver	128.0	FC	12 ⁷ / ₈ x 10 ⁹ / ₁₆	11 ¹⁵ / ₁₆ x 9 ⁵ / ₈	10 ⁷ / ₁₆ x 8 ¹ / ₈	2 ³ / ₈	12.0	1.75	50
25394-75-25CWDL	Handi-Stax™ 13 x 9 Oblong w/Dome Lid - Silver	109.6	FC	13 ¹³ / ₁₆ x 10 ¹ / ₁₆	13 x 9 ¹ / ₄	12 ¹ / ₈ x 8 ³ / ₈	1 ¹⁹ / ₁₆	8.15	1.04	25

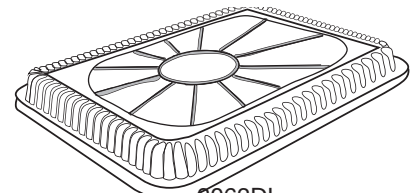
OBLONGS



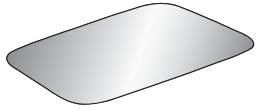
2059DL
(FITS PAN 2059)



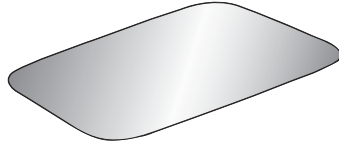
2061



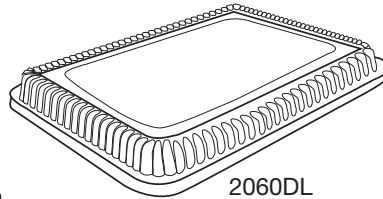
2062DL
(FITS PANS 2061, 2062, 4032)



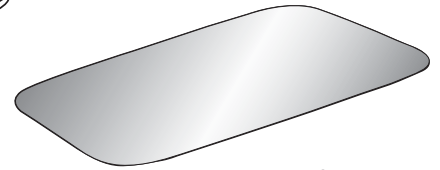
2059L
(FITS PAN 2059)



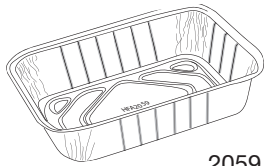
2060L
(FITS PAN 2060)



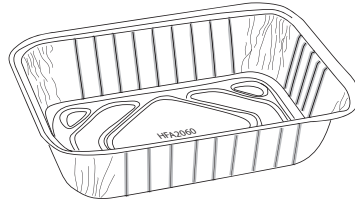
2060DL
(FITS PAN 2060)



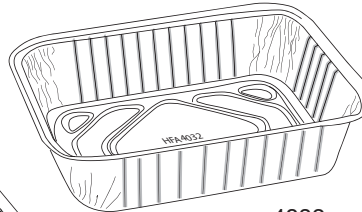
2062L
(FITS PANS 2061, 2062, 4032)



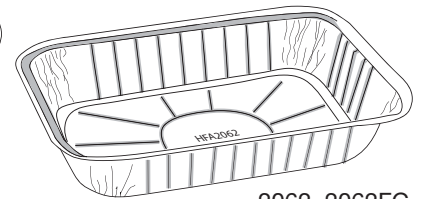
2059



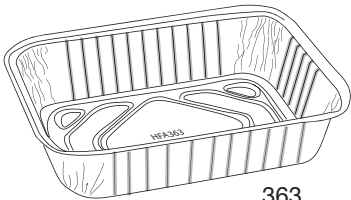
2060



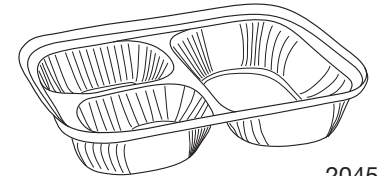
4032



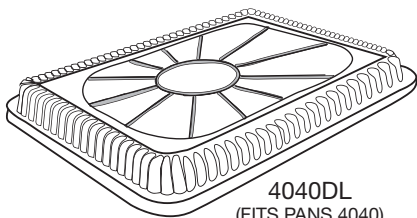
2062, 2062FC



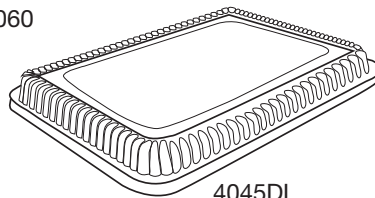
363



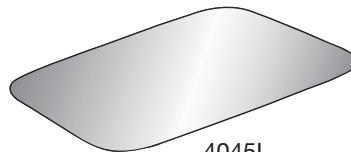
2045



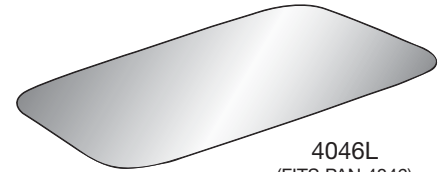
4040DL
(FITS PANS 4040)



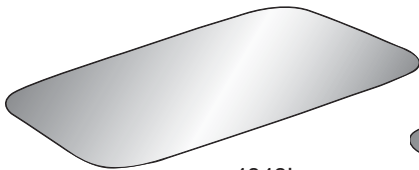
4045DL
(FITS PANS 2045, 4045)



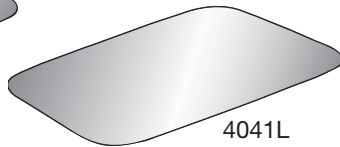
4045L
(FITS PANS 2045, 4045)



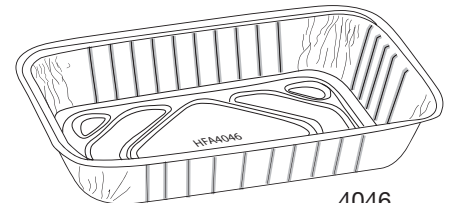
4046L
(FITS PAN 4046)



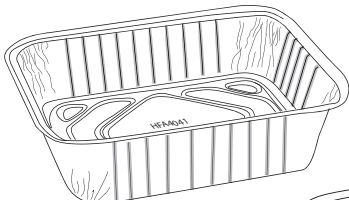
4040L
(FITS PAN 4040)



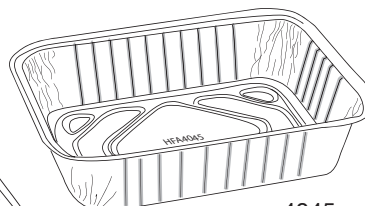
4041L
(FITS PAN 4041)



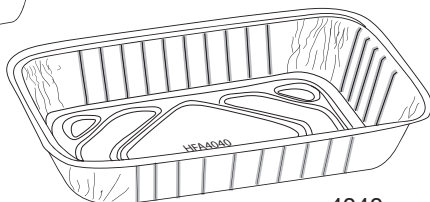
4046



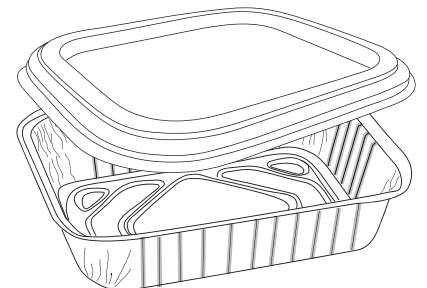
4041



4045



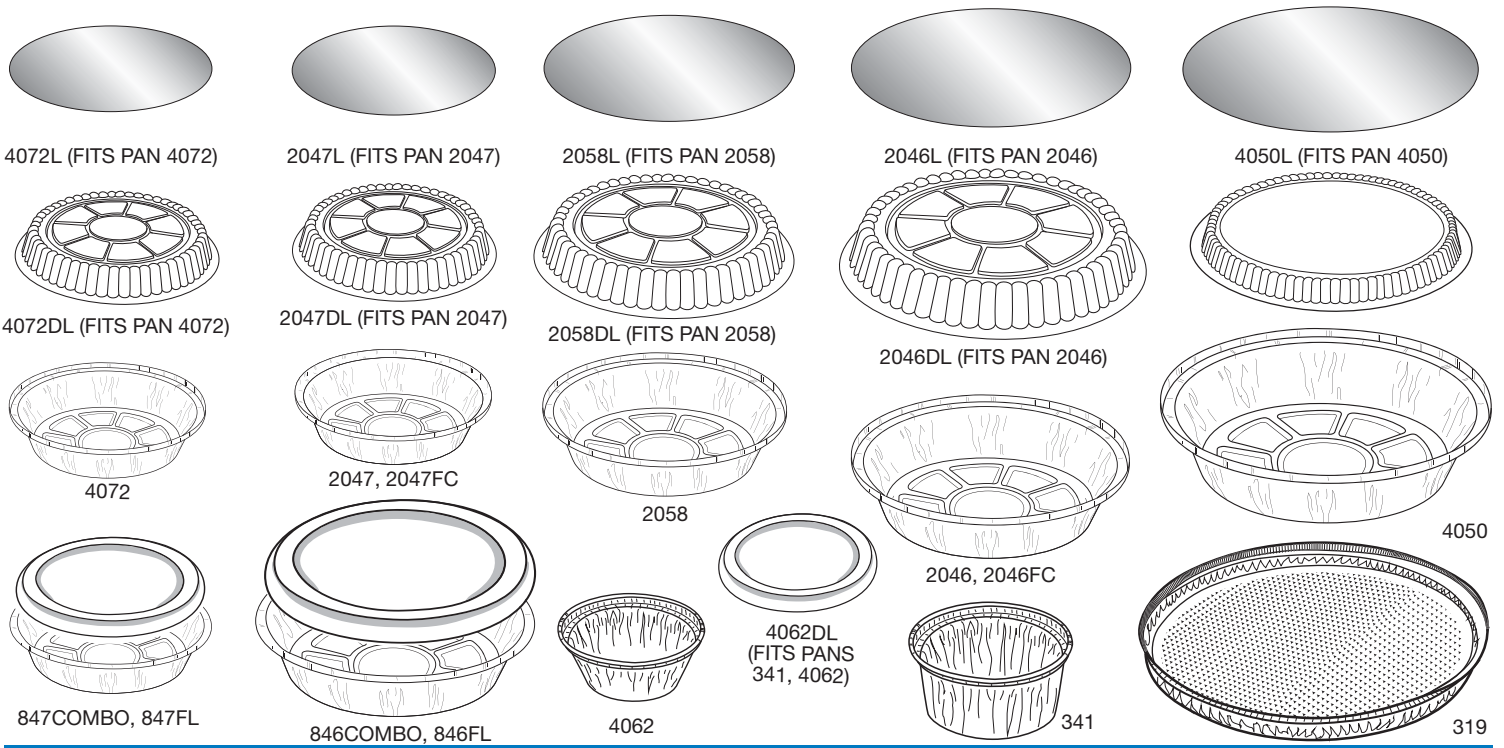
4040



862COMBO,
862FL

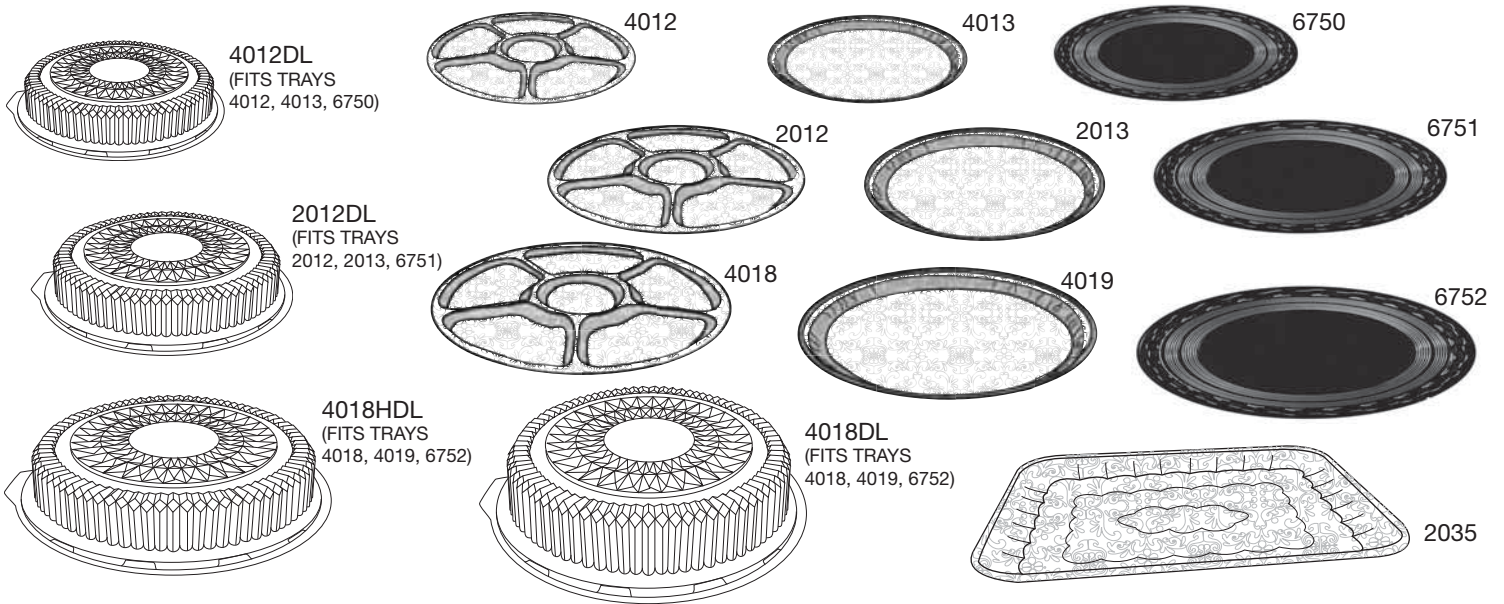
OBLONGS

ITEM #	DESCRIPTION	CAPACITY FL. OZ.	RIM STYLE	DIMENSIONS (in Inches)				CASE		
				TOP OUT	TOP IN	BOTTOM	VERTICAL DEPTH	LBS.	CUBE	PACK
CONTAINERS										
2059-30-1000	1 lb. Oblong	15.0	IVCF	5 ⁹ / ₁₆ x 4 ⁹ / ₁₆	5 ¹ / ₈ x 4 ¹ / ₈	4 ³ / ₁₆ x 3 ³ / ₁₆	1 ⁵ / ₈	18.00	2.39	1000
2060-30-500	1 1/2 lb. Oblong	23.7	IVCF	7 ¹ / ₁₆ x 5 ¹ / ₈	6 ⁹ / ₁₆ x 4 ⁵ / ₈	5 ⁷ / ₈ x 3 ¹⁵ / ₁₆	1 ¹¹ / ₁₆	14.50	2.18	500
2061-30-500	1 1/2 lb. Oblong - Shallow	27.0	IVCF	8 ¹⁹ / ₃₂ x 6	7 ⁹ / ₃₂ x 5 ¹ / ₂	7 ¹⁹ / ₃₂ x 4 ³¹ / ₃₂	1 ¹ / ₄	15.80	1.58	500
4032-30-500	2 lb. Carryout	30.0	IVCF	8 ¹¹ / ₁₆ x 6 ¹ / ₄	7 ¹⁵ / ₁₆ x 5 ¹ / ₂	7 x 4 ¹ / ₂	1 ⁷ / ₁₆	15.50	1.82	500
4045-30-500	2 lb. Oblong	33.4	IVCF	8 ¹ / ₂ x 6 ³ / ₈	8 x 5 ⁷ / ₈	7 ⁵ / ₁₆ x 5 ³ / ₁₆	1 ¹ / ₂	16.50	2.87	500
2062-30-500	2 1/4 lb. Oblong	36.0	IVCF	8 ¹¹ / ₁₆ x 6 ³ / ₁₆	7 ¹⁵ / ₁₆ x 5 ⁷ / ₁₆	7 x 4 ¹ / ₂	1 ¹³ / ₁₆	18.00	1.83	500
2062-30-500FC	2 1/4 lb. Oblong with Full Curl	36.0	FC	8 ¹¹ / ₁₆ x 6 ³ / ₁₆	7 ¹⁵ / ₁₆ x 5 ⁷ / ₁₆	7 x 4 ¹ / ₂	1 ¹³ / ₁₆	18.00	1.83	500
363-30-200	2 1/4 lb. Oblong	36.0	FC	8 ¹¹ / ₁₆ x 6 ³ / ₁₆	7 ¹⁵ / ₁₆ x 5 ⁷ / ₁₆	7 x 4 ¹ / ₂	1 ⁷ / ₈	7.20	1.15	200
4046-40-250	3 lb. Oblong	47.5	IVCF	12 ¹ / ₄ x 6 ¹ / ₄	11 ³ / ₄ x 5 ⁵ / ₈	11 ¹ / ₁₆ x 4 ¹⁵ / ₁₆	1 ¹ / ₂	15.00	2.33	250
4040-45-250	4 lb. Oblong	66.0	IVCF	12 ¹ / ₈ x 8 ¹ / ₈	11 ¹ / ₂ x 7 ¹ / ₂	11 x 7	1 ¹ / ₂	21.50	4.14	250
4041-45-250	5 lb. Oblong	80.0	IVCF	9 ⁵ / ₈ x 7 ¹ / ₈	9 x 6 ¹ / ₂	8 ¹ / ₂ x 5 ⁵ / ₈	2 ³ / ₄	21.28	4.62	250
LIDS										
2059DL-1000	Plastic Dome Lid for 2059	—	—	5 ⁷ / ₁₆ x 4 ⁷ / ₁₆	—	—	³ / ₄	8.38	0.77	1000
2059L-1000	Foil Laminated Board Lid for 2059	—	—	5 ¹ / ₂ x 4 ¹ / ₂	—	—	—	11.50	0.30	1000
2060DL-500	Plastic Dome Lid for 2060	—	—	7 x 5	—	—	³ / ₄	6.50	0.55	500
2060L-500	Foil Laminated Board Lid for 2060	—	—	7 x 5	—	—	—	9.00	0.32	500
2062DL-500	Plastic Dome Lid for 2061, 2062, 4032	—	—	8 ¹ / ₄ x 5 ⁷ / ₈	—	—	³ / ₄	9.10	0.79	500
2062L-500	Foil Laminated Board Lid for 2061, 2062, 4032	—	—	8 ⁷ / ₁₆ x 5 ⁷ / ₈	—	—	—	11.50	0.33	500
4045DL-500	Plastic Dome Lid for 2045, 4045	—	—	8 ³ / ₈ x 6 ¹ / ₄	—	—	1	9.70	1.08	500
4045L-500	Foil Laminated Board Lid for 2045, 4045	—	—	8 ³ / ₈ x 6 ¹ / ₄	—	—	—	14.50	0.44	500
4040DL-250	Plastic Dome Lid for 4040	—	—	12 ¹ / ₁₆ x 8 ¹ / ₁₆	—	—	⁷ / ₈	11.83	1.08	250
4046L-250	Foil Laminated Board Lid for 4046	—	—	12 ⁵ / ₁₆ x 6 ³ / ₁₆	—	—	—	9.50	0.31	250
4040L-250	Foil Laminated Board Lid for 4040	—	—	12 ¹ / ₁₆ x 8 ¹ / ₁₆	—	—	—	12.50	0.36	250
4041L-250	Foil Laminated Board Lid for 4041	—	—	9 ⁹ / ₁₆ x 7	—	—	—	9.00	0.21	250
COMBO PACKS / HANDI-STAX™										
2045-35-250W	Oblong 3-Compartment Tray with Lid	24.0	IVCF	8 ¹ / ₂ x 6 ³ / ₈	8 x 5 ⁷ / ₈	7 ¹ / ₄ x 5 ¹ / ₈	1 ¹⁵ / ₃₂	17.00	1.79	250
4032-30-250WDL	2 lb. Carryout	30.0	IVCF	8 ¹¹ / ₁₆ x 6 ¹ / ₄	7 ¹⁵ / ₁₆ x 5 ¹ / ₂	7 x 4 ¹ / ₂	1 ⁷ / ₁₆	11.60	1.48	250
2062-30-250W	2 1/4 lb. Oblong with Lid	36.0	IVCF	8 ⁷ / ₁₆ x 5 ¹⁵ / ₁₆	7 ¹⁵ / ₁₆ x 5 ⁷ / ₁₆	7 x 4 ¹ / ₂	1 ¹³ / ₁₆	15.50	1.75	250
2062-30-250WDL	2 1/4 lb. Oblong with Dome Lid	36.0	IVCF	8 ⁷ / ₁₆ x 5 ¹⁵ / ₁₆	7 ¹⁵ / ₁₆ x 5 ⁷ / ₁₆	7 x 4 ¹ / ₂	1 ¹³ / ₁₆	15.50	1.75	250
862COMBO	2 1/4 lb. Oblong Handi-Stax™ with Snap-On Dome Lid	36.0	FC	8 ¹¹ / ₁₆ x 6 ³ / ₁₆	7 ¹⁵ / ₁₆ x 5 ⁷ / ₁₆	7 x 4 ¹ / ₂	1 ⁷ / ₈	12.80	1.97	150
862FL-250	2 1/4 Lb. Oblong Handi-Stax™ with Foil Lid	36.0	FC	8 ¹¹ / ₁₆ x 6 ³ / ₁₆	7 ¹⁵ / ₁₆ x 5 ⁷ / ₁₆	7 x 4 ¹ / ₂	1 ⁷ / ₈	14.75	2.14	250



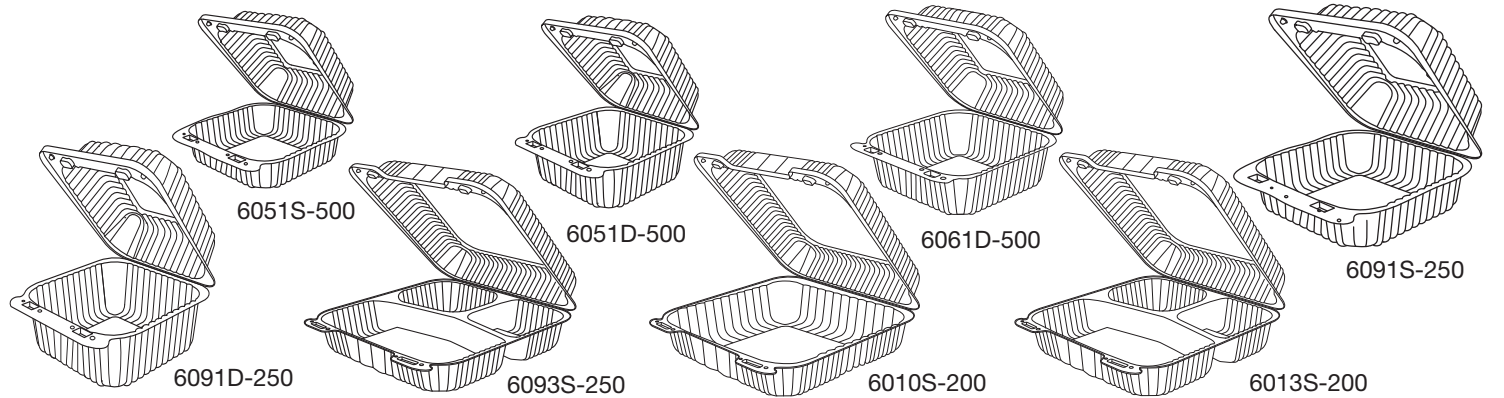
ROUNDS

ITEM #	DESCRIPTION	CAPACITY FL. OZ.	RIM STYLE	DIMENSIONS (in Inches)				CASE			
				TOP OUT	TOP IN	BOTTOM	VERTICAL DEPTH	LBS.	CUBE	PACK	
CONTAINERS											
4072-25-500	7" Round-Slim	20.0	IVCF	6 ¹³ / ₁₆	6	5 ³ / ₃₂	1 ³ / ₄	8.31	2.01	500	
2047-00-500	7" Round	24.0	VHE	7 ¹ / ₈	6 ⁹ / ₁₆	5 ⁹ / ₁₆	1 ¹⁵ / ₃₂	10.07	1.97	500	
2047-00-500FC	7" Round with Full Curl	24.0	FC	7 ¹ / ₈	6 ⁹ / ₁₆	5 ⁹ / ₁₆	1 ¹⁵ / ₃₂	10.07	1.97	500	
2047-25-500	7" Round	24.0	VHE	7 ¹ / ₈	6 ⁹ / ₁₆	5 ⁹ / ₁₆	1 ¹⁵ / ₃₂	11.00	1.97	500	
2047-25-500FC	7" Round with Full Curl	24.0	FC	7 ¹ / ₈	6 ⁹ / ₁₆	5 ⁹ / ₁₆	1 ¹⁵ / ₃₂	11.00	1.97	500	
2047-30-500	7" Round	24.0	VHE	7 ¹ / ₈	6 ⁹ / ₁₆	5 ⁹ / ₁₆	1 ¹⁵ / ₃₂	13.00	1.97	500	
2047-30-500FC	7" Round with Full Curl	24.0	FC	7 ¹ / ₈	6 ⁹ / ₁₆	5 ⁹ / ₁₆	1 ¹⁵ / ₃₂	13.00	1.97	500	
2058-30-500	8" Round	37.0	VHE	8 ⁵ / ₁₆	7 ¹³ / ₁₆	7 ¹ / ₃₂	1 ⁹ / ₁₆	15.50	3.17	500	
2046-00-500	9" Round	48.0	VHE	8 ¹⁵ / ₁₆	8 ³ / ₈	7 ²⁵ / ₃₂	1 ²¹ / ₃₂	16.00	3.07	500	
2046-00-500FC	9" Round with Full Curl	48.0	FC	8 ¹⁵ / ₁₆	8 ³ / ₈	7 ²⁵ / ₃₂	1 ²¹ / ₃₂	16.00	3.07	500	
2046-30-500	9" Round	48.0	VHE	8 ¹⁵ / ₁₆	8 ³ / ₈	7 ²⁵ / ₃₂	1 ²¹ / ₃₂	20.00	3.07	500	
2046-30-500FC	9" Round with Full Curl	48.0	FC	8 ¹⁵ / ₁₆	8 ³ / ₈	7 ²⁵ / ₃₂	1 ²¹ / ₃₂	20.00	3.07	500	
4050-00-250	10" Round	68.3	VHE	10 ¹ / ₁₆	9 ⁷ / ₁₆	8 ²¹ / ₃₂	2 ¹ / ₄	12.35	4.19	250	
4050-35-250	10" Round	68.3	VHE	10 ¹ / ₁₆	9 ⁷ / ₁₆	8 ²¹ / ₃₂	2 ¹ / ₄	15.20	4.19	250	
319-30-250	12" Pizza	38.0	FC	13	12 ¹³ / ₃₂	12	5 ⁵ / ₈	13.50	3.33	250	
4062-30-1000	3 1/2 oz. Cup	3.5	FC	3 ¹ / ₄	2 ¹³ / ₁₆	1 ⁷ / ₈	1 ¹³ / ₃₂	7.50	1.15	1000	
341-30-1000	4 oz. Cup	4.0	FC	3 ³ / ₈	3 ¹ / ₈	2 ⁵ / ₈	1 ⁹ / ₁₆	9.00	2.23	1000	
LIDS											
4072DL-500	Plastic Dome Lid for 4072	—	—	6 ⁵ / ₈	—	—	1 ⁵ / ₁₆	7.58	0.72	500	
4072L-500	Foil Laminated Board Lid for 4072	—	—	6 ⁹ / ₁₆	—	—	—	9.31	0.27	500	
2047DL-500	Plastic Dome Lid for 2047	—	—	6 ¹⁵ / ₁₆	—	—	7 ⁷ / ₈	7.20	0.74	500	
2047L-500	Foil Laminated Board Lid for 2047	—	—	7	—	—	—	9.50	0.44	500	
2058DL-500	Plastic Dome Lid for 2058	—	—	8 ¹ / ₄	—	—	7 ⁷ / ₈	10.00	0.95	500	
2058L-500	Foil Laminated Board Lid for 2058	—	—	8 ¹ / ₄	—	—	—	13.50	0.44	500	
2046DL-500	Plastic Dome Lid for 2046	—	—	8 ⁷ / ₈	—	—	7 ⁷ / ₈	12.20	1.10	500	
2046L-500	Foil Laminated Board Lid for 2046	—	—	9	—	—	—	16.50	0.49	500	
4050DL-250	Plastic Dome Lid for 4050	—	—	10	—	—	3 ³ / ₄	8.50	0.92	250	
4050L-250	Foil Laminated Board Lid for 4050	—	—	10	—	—	—	9.50	0.31	250	
4062DL-1000	Plastic Dome Lid for 341, 4062	—	—	3 ⁵ / ₁₆	—	—	9 ⁹ / ₃₂	4.50	1.15	1000	
COMBO PACKS / HANDI-STAX™											
4072-25-200W	7" Round-Slim with Lid	20.0	IVCF	6 ¹³ / ₁₆	6 ³ / ₃₂	5 ³ / ₃₂	1 ⁵ / ₈	7.74	1.13	200	
4072-25-250WDL	7" Round-Slim with Dome Lid	20.0	IVCF	6 ¹³ / ₁₆	6 ³ / ₃₂	5 ³ / ₃₂	1 ⁵ / ₈	7.90	1.31	250	
2047-00-200W	7" Round with Lid	24.0	VHE	7 ¹ / ₈	6 ⁹ / ₁₆	5 ⁹ / ₁₆	1 ¹⁵ / ₃₂	8.19	1.04	200	
2047-25-200W	7" Round with Lid	24.0	VHE	7 ¹ / ₈	6 ⁹ / ₁₆	5 ⁹ / ₁₆	1 ¹⁵ / ₃₂	8.50	1.04	200	
2047-25-250W	7" Round with Lid	24.0	VHE	7 ¹ / ₈	6 ⁹ / ₁₆	5 ⁹ / ₁₆	1 ¹⁵ / ₃₂	10.50	1.16	250	
2047-25-250WDL	7" Round with Dome Lid	24.0	VHE	7 ¹ / ₈	6 ⁹ / ₁₆	5 ⁹ / ₁₆	1 ¹⁵ / ₃₂	9.50	1.50	250	
2047-30-200W	7" Round with Lid	24.0	VHE	7 ¹ / ₈	6 ⁹ / ₁₆	5 ⁹ / ₁₆	1 ¹⁵ / ₃₂	9.50	1.04	200	
2047-30-250W	7" Round with Lid	24.0	VHE	7 ¹ / ₈	6 ⁹ / ₁₆	5 ⁹ / ₁₆	1 ¹⁵ / ₃₂	11.00	1.16	250	
2047-30-250WDL	7" Round with Dome Lid	24.0	VHE	7 ¹ / ₈	6 ⁹ / ₁₆	5 ⁹ / ₁₆	1 ¹⁵ / ₃₂	11.00	1.50	250	
847COMBO	7" Round Handi-Stax™ with Snap-On Dome Lid	24.0	FC	7 ¹ / ₈	6 ⁹ / ₁₆	5 ⁹ / ₁₆	1 ¹⁵ / ₃₂	8.10	1.57	150	
847FL-250	7" Round Handi-Stax™ with Foil Lid	24.0	FC	7 ¹ / ₈	6 ⁹ / ₁₆	5 ⁹ / ₁₆	1 ¹⁵ / ₃₂	9.75	1.51	250	
2058-30-200W	8" Round with Lid	37.0	VHE	8 ⁵ / ₁₆	7 ¹³ / ₁₆	7 ¹ / ₃₂	1 ⁹ / ₁₆	12.00	1.61	200	
2058-30-250W	8" Round with Lid	37.0	VHE	8 ⁵ / ₁₆	7 ¹³ / ₁₆	7 ¹ / ₃₂	1 ⁹ / ₁₆	15.00	1.92	250	
2058-30-250WDL	8" Round with Dome Lid	37.0	VHE	8 ⁵ / ₁₆	7 ¹³ / ₁₆	7 ¹ / ₃₂	1 ⁹ / ₁₆	13.50	1.92	250	
2046-00-200W	9" Round with Lid	48.0	VHE	8 ¹⁵ / ₁₆	8 ³ / ₈	7 ²⁵ / ₃₂	1 ²¹ / ₃₂	13.87	1.80	200	
2046-30-200W	9" Round with Lid	48.0	VHE	8 ¹⁵ / ₁₆	8 ³ / ₈	7 ²⁵ / ₃₂	1 ²¹ / ₃₂	15.00	1.80	200	
2046-30-250W	9" Round with Lid	48.0	VHE	8 ¹⁵ / ₁₆	8 ³ / ₈	7 ²⁵ / ₃₂	1 ²¹ / ₃₂	18.00	2.06	250	
2046-30-250WDL	9" Round with Dome Lid	48.0	VHE	8 ¹⁵ / ₁₆	8 ³ / ₈	7 ²⁵ / ₃₂	1 ²¹ / ₃₂	16.00	2.68	250	
846COMBO	9" Round Handi-Stax™ with Snap-On Dome Lid	48.0	FC	8 ¹⁵ / ₁₆	8 ³ / ₈	7 ²⁵ / ₃₂	1 ²¹ / ₃₂	13.30	2.39	150	
846FL-250	9" Round Handi-Stax™ with Foil Lid	48.0	FC	8 ¹⁵ / ₁₆	8 ³ / ₈	7 ²⁵ / ₃₂	1 ²¹ / ₃₂	16.10	2.84	250	



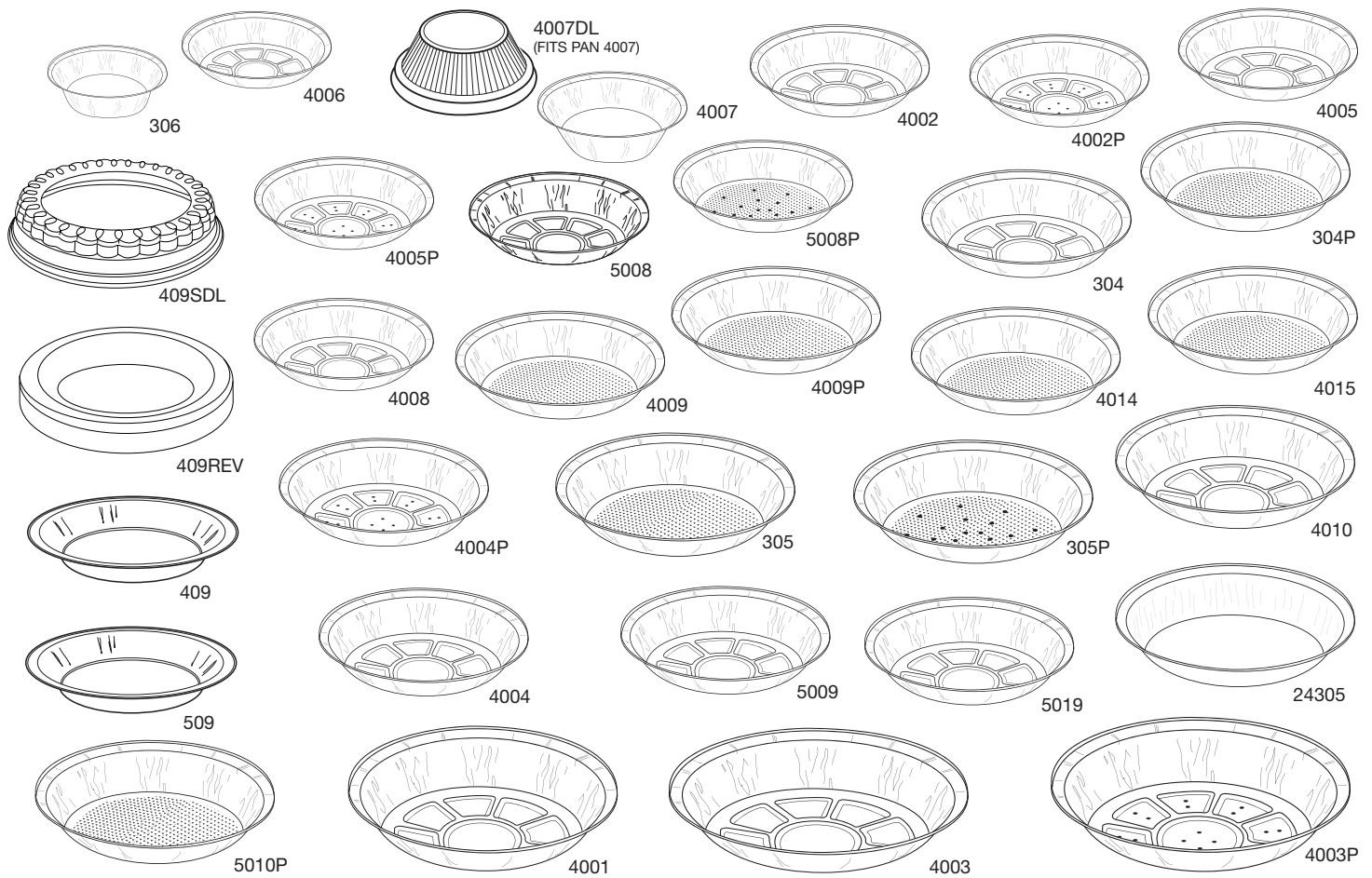
CATERING

ITEM #	DESCRIPTION	CAPACITY FL. OZ.	RIM STYLE	DIMENSIONS (in Inches)				CASE		
				TOP OUT	TOP IN	BOTTOM	VERTICAL DEPTH	LBS.	CUBE	PACK
CONTAINERS										
2035-120-25	Embossed Serving Tray	—	FC	15 x 18	14 x 17	11 1/4 x 14 1/4	1 1/8	10.70	1.52	25
4012-70-25	12" Embossed Lazy Susan	—	FC	12	11 1/4	10	9/16	3.08	0.53	25
4013-80-25	12" Embossed Round Serving Tray	—	FC	12	11 1/4	10	9/16	3.50	0.53	25
2012-80-25	16" Embossed Lazy Susan	—	FC	16	15 1/4	14	13/16	5.62	0.81	25
2013-100-25	16" Embossed Round Serving Tray	—	FC	16	15 1/4	14	13/16	6.64	0.81	25
4018-100-25	18" Embossed Lazy Susan	—	FC	18	17 1/4	16	15/16	8.68	1.06	25
4019-120-25	18" Embossed Round Serving Tray	—	FC	18	17 1/4	16	15/16	9.58	1.06	25
6750-00-25	12" Black Plastic Round Serving Tray	—	—	12	10 5/8	10	1	4.70	0.86	25
6751-00-25	16" Black Plastic Round Serving Tray	—	—	16	14 5/8	14	1	7.50	1.30	25
6752-00-25	18" Black Plastic Round Serving Tray	—	—	18	16 5/8	16	1	11.30	1.81	25
LIDS										
4012DL-25	Plastic Dome Lid for 4012, 4013, 6750	—	—	12	—	—	2 1/2	2.94	1.17	25
2012DL-25	Plastic Dome Lid for 2012, 2013, 6751	—	—	16	—	—	2 1/2	5.25	1.99	25
4018DL-25	Plastic Dome Lid for 4018, 4019, 6752	—	—	18	—	—	2 1/2	7.50	2.56	25
4018HDL-25	Plastic High Dome Lid for 4018, 4019, 6752	—	—	18	—	—	3 1/4	9.00	2.56	25



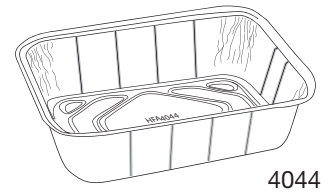
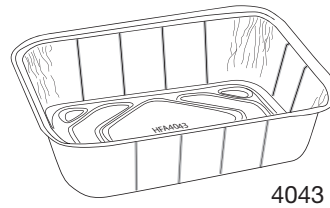
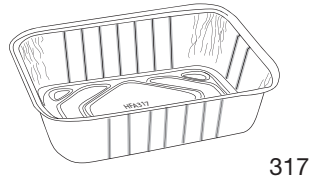
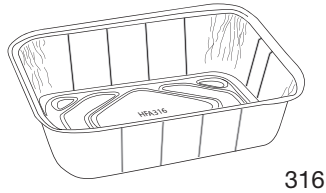
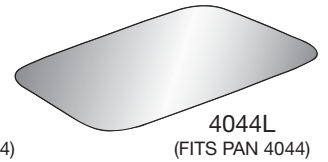
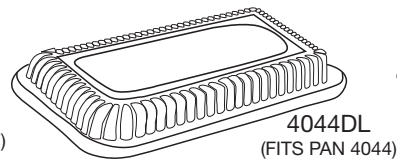
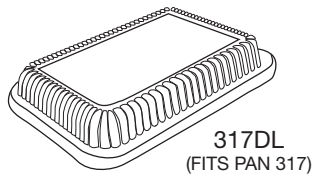
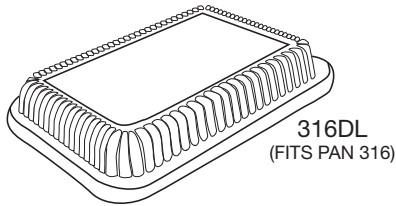
HANDI-LOCK® - CLEAR PLASTIC HINGED CONTAINERS

ITEM #	DESCRIPTION	OUTSIDE DIMENSIONS	CAPACITY (FL. OZ.) OF CONTAINER BASE	PACKING BAG/ CASE	CASE CUBE (CU. FT.)	CASE WEIGHT (LB.)
6051S-500	5" Square / Shallow	5 1/4" x 5 5/8" x 2 3/4"	12	125/500	2.71	16.10
6051D-500	5" Square / Deep	5 1/4" x 5 5/8" x 3 1/4"	16	125/500	2.71	16.10
6061D-500	6" Square / Deep	6 1/8" x 6 1/2" x 3 1/4"	26	125/500	3.58	21.00
6091S-250	9" Shallow	8 7/8" x 8 x 3"	46	125/250	2.69	17.95
6091D-250	9" Deep	8 7/8" x 8" x 3 7/16"	56	125/250	2.69	17.95
6093S-250	9" x 9" Shallow / Three Compartment	8 7/8" 8" x 3"	8/8/24	125/250	2.69	17.95
6010S-200	10" Shallow	9" x 8 5/8" x 3"	60	100/200	2.50	16.95
6013S-200	10" Shallow / Three Compartment	9" x 8 5/8" x 3"	14/14/30	100/200	2.50	16.95






PIES

ITEM #	DESCRIPTION	CAPACITY FL. OZ.	RIM STYLE	DIMENSIONS (in Inches)				CASE		
				TOP OUT	TOP IN	BOTTOM	VERTICAL DEPTH	LBS.	CUBE	PACK
CONTAINERS										
306-25-2000	5" Tart	8.0	FC	5	4 1/4	3 3/8	1 1/4	20.15	2.48	2000
4006-30-1000	6" Pie	9.0	FC	5 15/16	5 3/8	4	15/16	14.50	2.37	1000
4007-30-1000	6" Pot Pie	12.0	FC	5 23/32	5	3 3/8	1 1/2	15.50	2.42	1000
4002-30-500	8" Pie	16.0	FC	7 31/32	7 1/16	5 3/4	27/32	12.25	2.82	500
4002-30-500P	8" Perforated Pie	16.0	FC	7 31/32	7 1/16	5 3/4	27/32	12.25	2.82	500
4005-35-500	8" Extra Deep Pie	22.0	FC	7 7/8	7 1/16	5 1/2	1 3/16	14.00	2.41	500
4005-35-500P	8" Extra Deep Perforated Pie	22.0	FC	7 7/8	7 1/16	5 1/2	1 3/16	14.00	2.41	500
4008-35-500	8" Pie	20.0	FC	8	7 1/8	5 7/32	7/8	12.00	2.82	500
5008-35-1000	8" Pie	20.0	FC	7 7/8	7 1/64	5 5/8	1 3/64	25.65	3.78	1000
5008-35-1000P	8" Perforated Pie	20.0	FC	7 7/8	7 1/64	5 5/8	1 3/64	25.65	3.78	1000
304-30-200	9" Pie	24.0	FC	9	8	6 3/8	1 1/16	6.10	1.08	200
304-30-200P	9" Perforated Pie	24.0	FC	9	8	6 3/8	1 1/16	6.10	1.08	200
304-40-200	9" Pie	24.0	FC	9	8	6 3/8	1 1/16	7.83	1.08	200
304-40-200P	9" Perforated Pie	24.0	FC	9	8	6 3/8	1 1/16	7.83	1.08	200
409-60-200	9" Heavy Duty Smoothwall Pie Pan - Shallow	30.0	FC	8 15/16	7 15/16	6 1/4	1 1/4	10.50	0.77	200
509-200	9" Heavy Duty Smoothwall Pie Pan - Deep	34.0	FC	8 15/16	8 1/4	6 1/2	1 3/8	10.65	0.83	200
4004-40-500	9" Extra Deep Pie	32.0	FC	9 1/32	8 5/16	6 5/8	1 1/4	21.25	3.37	500
4004-40-500P	9" Extra Deep Perforated Pie	32.0	FC	9 1/32	8 5/16	6 5/8	1 1/4	21.25	3.37	500
4009-45-500	9" Pie	30.0	FC	8 15/16	8	6 1/4	1 1/5	21.77	3.32	500
4009-45-500P	9" Lanced Pie	30.0	FC	8 15/16	8	6 1/4	1 1/5	21.77	3.32	500
4014-30-500	9" Pie - Shallow	22.9	FC	8 61/64	8 3/16	6 11/16	15/16	13.93	2.32	500
4015-35-500	9" Pie - Deep	28.6	FC	9	8 5/32	6 5/8	1 3/16	17.16	2.52	500
5009-40-1000	9" Pie - Traditional	26.0	FC	9	8 7/32	6 23/32	1	35.25	5.47	1000
5019-40-1000	9" Pie - Deep	32.0	FC	8 31/32	8 3/32	6 15/32	1 1/4	38.35	5.47	1000
305-35-200	10" Pie	33.4	FC	9 5/8	8 3/4	7	1 7/32	7.80	1.61	200
305-35-200P	10" Perforated Pie	33.4	FC	9 5/8	8 3/4	7	1 7/32	7.80	1.61	200
24305-60-200	10" Heavy Duty Smoothwall Pie Pan	33.4	FC	9 5/8	8 3/4	7	1 7/32	12.25	1.08	200
4010-45-500	10" Medium Pie	26.0	FC	9 5/8	8 3/4	7 7/16	1	24.95	2.96	500
5010-45-500P	10" Lanced Pie	31.0	FC	9 5/8	8 3/4	7 3/64	1 1/8	22.85	3.09	500
4001-50-500	11" Extra Deep Pie	46.0	FC	10 9/16	9 11/16	7 19/32	1 13/32	33.00	4.19	500
4003-50-250	12" Pie	60.0	FC	11 11/16	10 31/32	9	1 1/4	19.65	2.58	250
4003-50-250P	12" Perforated Pie	60.0	FC	11 11/16	10 31/32	9	1 1/4	19.65	2.58	250
LIDS										
409REV-250	9" Inverted Plastic Dome Lid for 409	—	—	8 15/16	7 15/16	6 1/4	1 1/4	14.50	2.05	250
409SDL-260	9" Plastic Dome Lid for 409	—	—	8 15/16	7 15/16	6 1/4	1 11/16	20.75	3.16	260
4007DL-1000	Plastic Dome Lid for 4007	—	—	6	—	—	1 3/4	15.40	4.97	1000



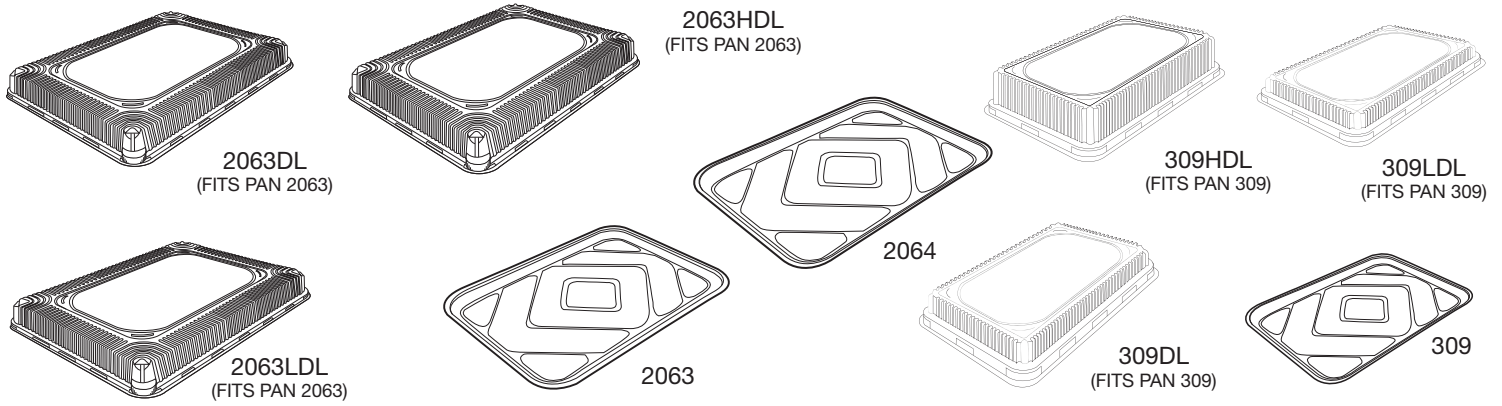
LOAVES

ITEM #	DESCRIPTION	CAPACITY FL Oz.	RIM STYLE	DIMENSIONS (in Inches)				CASE			
				TOP OUT	TOP IN	BOTTOM	VERTICAL DEPTH	LBS.	CUBE	PACK	
CONTAINERS											
316-30-200	2 lb. Loaf	36.0	FC	8 5/8 x 4 1/2	8 x 3 7/8	7 13/32 x 3 5/16	2 19/32	8.00	1.46	200	
316-30-500	2 lb. Loaf	36.0	FC	8 5/8 x 4 1/2	8 x 3 7/8	7 13/32 x 3 5/16	2 19/32	20.50	3.37	500	
317-30-200	1 lb. Loaf	15.0	FC	6 3/32 x 3 23/32	5 23/32 x 3 5/16	4 29/32 x 2 1/2	2 1/32	4.20	0.53	200	
4043-35-500	1 1/2 lb. Loaf	29.0	FC	8 x 4 1/4	7 3/8 x 3 5/8	6 3/4 x 3	2 11/32	18.00	2.41	500	
4044-35-500	1 1/2 lb. Loaf	25.0	IVCF	8 x 4 1/8	7 1/2 x 3 5/8	6 9/16 x 2 9/16	2 3/16	17.12	2.41	500	
LIDS											
316DL-200	Plastic Dome Lid for 316	—	—	8 7/8 x 4 3/4	—	—	1 1/2	3.50	0.92	200	
317DL-200	Plastic Dome Lid for 317	—	—	6 1/8 x 3 3/4	—	—	7/8	2.10	0.64	200	
4044DL-500	Plastic Dome Lid for 4044	—	—	7 15/16 x 4 1/16	—	—	9/16	7.75	0.86	500	
4044L-500	Foil Laminated Board Lid for 4044	—	—	7 15/16 x 4 1/16	—	—	—	7.94	0.19	500	



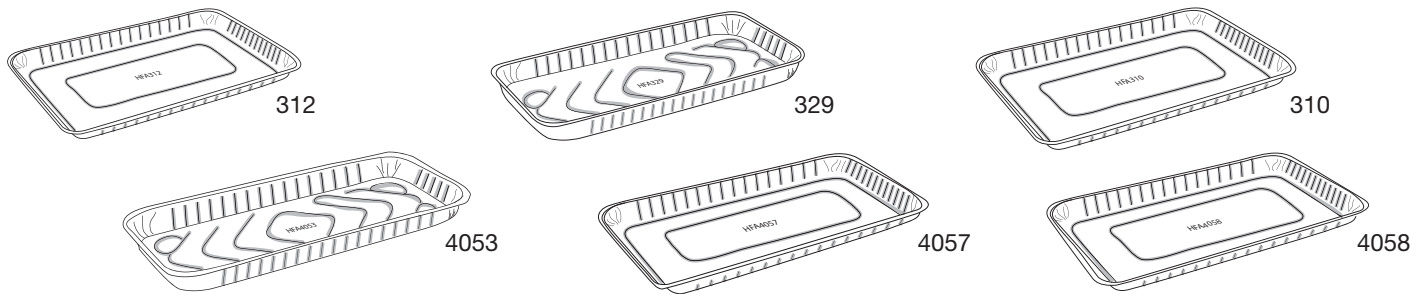
MUFFINS

ITEM #	DESCRIPTION	CAPACITY FL Oz.	RIM STYLE	DIMENSIONS (in Inches)				CASE			
				TOP OUT	TOP IN	BOTTOM	VERTICAL DEPTH	LBS.	CUBE	PACK	
CONTAINERS											
4056-35-250	Mini Muffin - 12 Cavity	12.0	FC	9 3/8 x 7 1/8	1 5/8 Cup Dia	1 1/4 Cup Dia	1 1/16	12.50	2.58	250	
355-33-200	Standard Muffin - 6 Cavity	18.6	FC	9 15/16 x 6 11/16	2 3/4 Cup Dia	2 Cup Dia	1 3/8	11.28	2.05	200	
4055-30-300	Giant Muffin - 4 Cavity	21.0	FC	8 1/4 x 8 1/4	3 1/2 Cup Dia	2 13/16 Cup Dia	1 13/16	16.00	2.94	300	



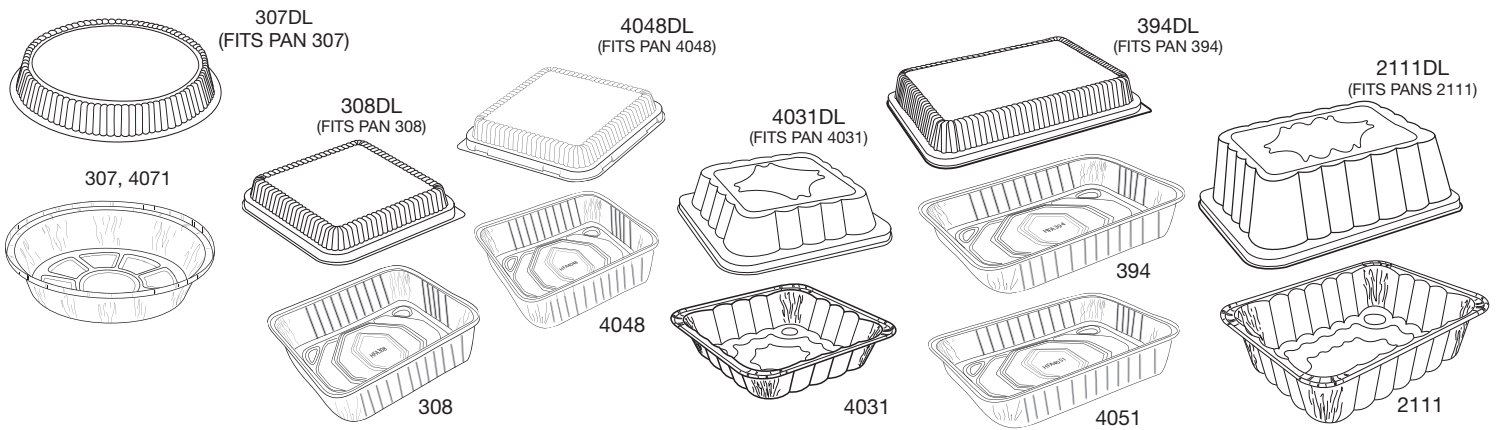
SHEET CAKES

ITEM #	DESCRIPTION	CAPACITY FL OZ.	RIM STYLE	DIMENSIONS (in Inches)				CASE		
				TOP OUT	TOP IN	BOTTOM	VERTICAL DEPTH	LBS.	CUBE	PACK
CONTAINERS										
309-35-100	1/4 Size Sheet Cake	58.0	FC	12 13/16 x 8 13/16	12 1/4 x 8 1/4	11 9/16 x 7 9/16	1 1/4	6.78	1.27	100
309-40-100	1/4 Size Sheet Cake	58.0	FC	12 13/16 x 8 13/16	12 1/4 x 8 1/4	11 9/16 x 7 9/16	1 1/4	7.60	1.27	100
309-45-100	1/4 Size Sheet Cake	58.0	FC	12 13/16 x 8 13/16	12 1/4 x 8 1/4	11 9/16 x 7 9/16	1 1/4	8.50	1.27	100
2063-55-100	1/2 Size Sheet Cake	130.0	FC	17 5/8 x 12 13/16	17 1/8 x 12 5/16	16 7/16 x 11 5/8	1 1/4	17.70	2.37	100
2064-00-25	Full Size Sheet Cake	240.0	FC	25 13/16 x 17 13/16	24 13/16 x 16 13/16	24 1/4 x 16 1/4	1 11/16	13.50	2.26	25
LIDS										
309DL-100	Plastic Dome Lid for 309	—	—	12 3/4 x 8 3/4	—	—	1 5/8	5.65	0.84	100
309HDL-100	Plastic High Dome Lid for 309	—	—	12 3/4 x 8 3/4	—	—	2 3/16	9.00	1.65	100
309LDL-100	Plastic Low Dome Lid for 309	—	—	12 3/4 x 8 3/4	—	—	1 3/16	7.00	1.65	100
2063DL-100	Plastic Dome Lid for 2063	—	—	18 1/32 x 13 7/32	—	—	1 7/8	16.50	3.62	100
2063HDL-100	Plastic High Dome Lid for 2063	—	—	18 1/32 x 13 7/32	—	—	2	16.50	3.62	100
2063LDL-100	Plastic Low Dome Lid for 2063	—	—	18 1/32 x 13 7/32	—	—	1 1/4	20.00	3.62	100
COMBO PACKS										
309-40-50WDL	1/4 Size Sheet Cake w/Dome Lid	58.0	FC	12 13/16 x 8 13/16	12 1/4 x 8 1/4	11 9/16 x 7 9/16	1 1/4	6.80	1.39	50
309-45-50WDL	1/4 Size Sheet Cake w/Dome Lid	58.0	FC	12 13/16 x 8 13/16	12 1/4 x 8 1/4	11 9/16 x 7 9/16	1 1/4	7.65	1.39	50
309-40-50WHDL	1/4 Size Sheet Cake w/High Dome Lid	58.0	FC	12 13/16 x 8 13/16	12 1/4 x 8 1/4	11 9/16 x 7 9/16	1 1/4	7.88	1.39	50



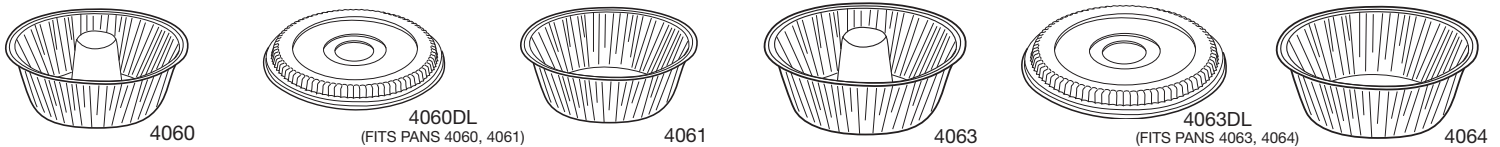
DANISH

ITEM #	DESCRIPTION	CAPACITY FL OZ.	RIM STYLE	DIMENSIONS (in Inches)				CASE		
				TOP OUT	TOP IN	BOTTOM	VERTICAL DEPTH	LBS.	CUBE	PACK
CONTAINERS										
312-30-200	Oblong Danish	26.0	FC	8 13/16 x 5 13/16	8 13/32 x 5 13/32	7 15/16 x 4 15/16	1 7/32	6.32	0.92	200
329-30-500	Oblong Danish	18.0	FC	10 1/4 x 5 1/4	9 15/16 x 4 15/16	9 9/16 x 4 1/2	13/16	14.00	2.12	500
310-25-200	Oblong Danish	23.0	FC	11 1/2 x 7 1/4	11 x 6 3/4	10 1/2 x 6 1/4	3/4	7.00	1.73	200
4053-30-250	Oblong Danish	24.5	FC	12 3/8 x 5 3/8	11 7/8 x 4 7/8	11 7/16 x 4 7/16	1	8.50	1.39	250
4057-25-1000	4" Oblong Danish	19.0	FC	11 5/8 x 4 1/8	11 1/8 x 3 5/8	10 11/16 x 3 3/16	1	21.50	4.03	1000
4058-30-1000	5" Oblong Danish	19.0	FC	11 7/16 x 5 3/16	10 15/16 x 4 11/16	10 3/16 x 4	27/32	27.50	4.88	1000



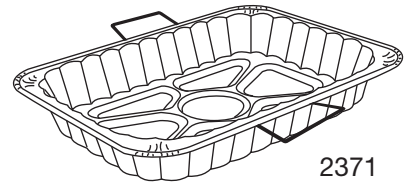
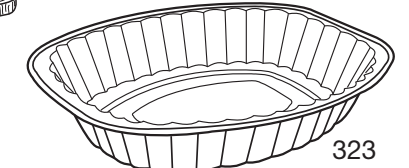

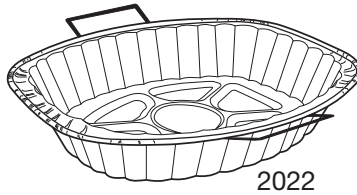
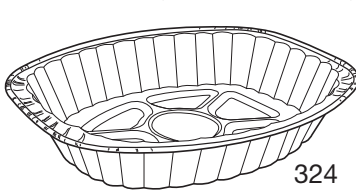
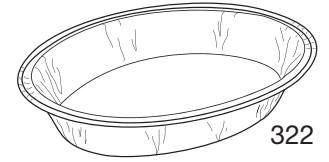

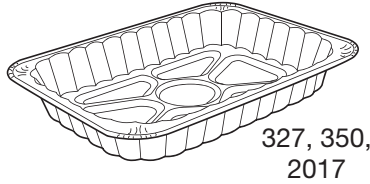
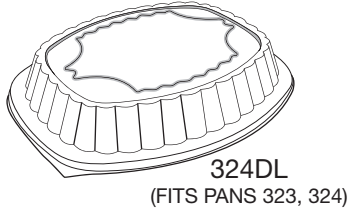
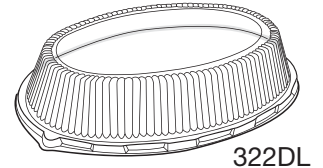

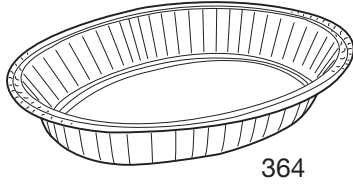
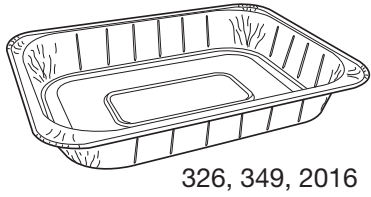
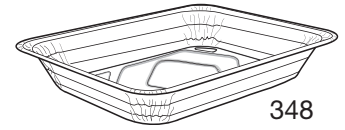
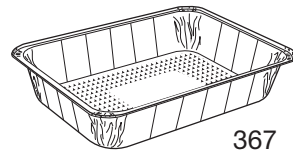
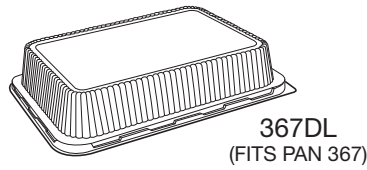
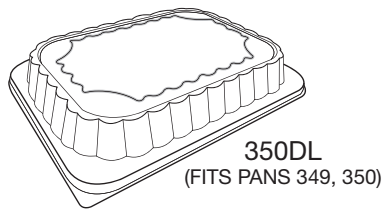
CAKES

ITEM #	DESCRIPTION	CAPACITY FL OZ.	RIM STYLE	DIMENSIONS (in Inches)				CASE			
				TOP OUT	TOP IN	BOTTOM	VERTICAL DEPTH	LBS.	CUBE	PACK	
CONTAINERS											
307-30-200	9" Round	40.0	FC	9	8 1/2	7 7/8	1 7/16	7.00	1.46	200	
307-30-500	9" Round	40.0	FC	9	8 1/2	7 7/8	1 7/16	17.50	3.40	500	
308-30-200	9" Square Cake	48.0	FC	8 3/4 x 8 3/4	8 x 8	7 1/2 x 7 1/2	1 17/32	8.50	1.41	200	
308-30-500	9" Square Cake	48.0	FC	8 3/4 x 8 3/4	8 x 8	7 1/2 x 7 1/2	1 17/32	22.00	3.40	500	
394-40-100	Oblong	108.0	FC	13 9/16 x 9 13/16	12 3/4 x 9	11 7/8 x 8 1/8	2	10.10	1.44	100	
4031-35-200	Square Poultry	96.0	FC	10 3/8 x 10 3/8	9 3/8 x 9 3/8	7 3/4 x 7 3/4	2 3/8	17.00	4.19	200	
4048-35-500	8" Square Cake	32.4	FC	7 7/8 x 7 7/8	7 3/8 x 7 3/8	6 7/8 x 6 7/8	1 5/16	21.00	2.82	500	
4051-30-1000	Oblong Cake	45.0	FC	9 3/4 x 7 5/16	9 3/8 x 6 15/16	9 x 6 9/16	1 5/16	39.00	6.19	1000	
4071-45-500	9" Round	38.0	FC	8 15/16	8 7/16	7 7/8	1 1/2	25.90	3.32	500	
2111-50-100	Deep Utility Pan	208.0	FC	13 9/16 x 9 13/16	12 3/4 x 9	11 1/8 x 7 3/8	3 7/8	14.90	2.33	100	
LIDS											
394DL-100	Plastic Dome Lid for 394, 80394	—	—	13 3/8 x 9 15/16	—	—	1 1/2	6.30	1.64	100	
307DL-200	Plastic Dome Lid for 307	—	—	8 7/8	—	—	1 1/2	5.25	1.58	200	
308DL-200	Plastic Dome Lid for 308, 80396	—	—	8 5/8 x 8 5/8	—	—	1 5/8	7.20	1.36	200	
4031DL-200	Plastic Dome Lid for 4031	—	—	10 1/4 x 10 1/4	—	—	2 1/2	12.00	2.64	200	
4048DL-500	Plastic Dome Lid for 4048	—	—	8 1/4 x 8 1/4	—	—	1 1/2	17.00	3.38	500	
2111DL-100	Plastic Dome Lid for 2111	—	—	14 x 10 1/2	—	—	4 1/4	13.00	4.62	100	
COMBO PACKS											
4048-35-100WDL	8" Square Cake w/Dome Lid	32.4	FC	7 7/8 x 7 7/8	7 3/8 x 7 3/8	6 7/8 x 6 7/8	1 5/16	7.50	1.22	100	



ANGEL FOODS

ITEM #	DESCRIPTION	CAPACITY FL OZ.	RIM STYLE	DIMENSIONS (in Inches)				CASE			
				TOP OUT	TOP IN	BOTTOM	VERTICAL DEPTH	LBS.	CUBE	PACK	
CONTAINERS											
4060-35-250	8" Angel Food w/Cup	60.0	FC	8 3/4	7 15/16	5 7/8	3 5/32	16.50	3.55	250	
4061-35-250	8" Round Baking - Deep	66.0	FC	8 3/4	7 15/16	5 7/8	3 5/32	14.00	3.55	250	
4063-35-250	10" Angel Food w/Cup	78.0	FC	9 7/8	9 1/4	7 7/16	3 7/8	24.00	4.59	250	
4064-35-250	10" Round Baking - Deep	78.0	FC	9 7/8	9 1/4	7 7/16	3 7/8	22.00	4.19	250	
LIDS											
4060DL-250	Plastic Dome Lid for 4060, 4061	—	—	9 x 9	—	—	1	8.00	1.44	250	
4063DL-250	Plastic Dome Lid for 4063, 4064	—	—	10 1/4	—	—	1	13.00	4.86	250	
COMBO PACKS											
4060-35-100WDL	8" Angel Food w/Dome Lid	60.0	FC	8 3/4	7 15/16	5 7/8	3 5/32	10.77	2.58	100	
4063-35-100WDL	10" Angel Food w/Dome Lid	78.0	FC	9 7/8	9 1/4	7 7/16	3 7/8	14.60	3.55	100	

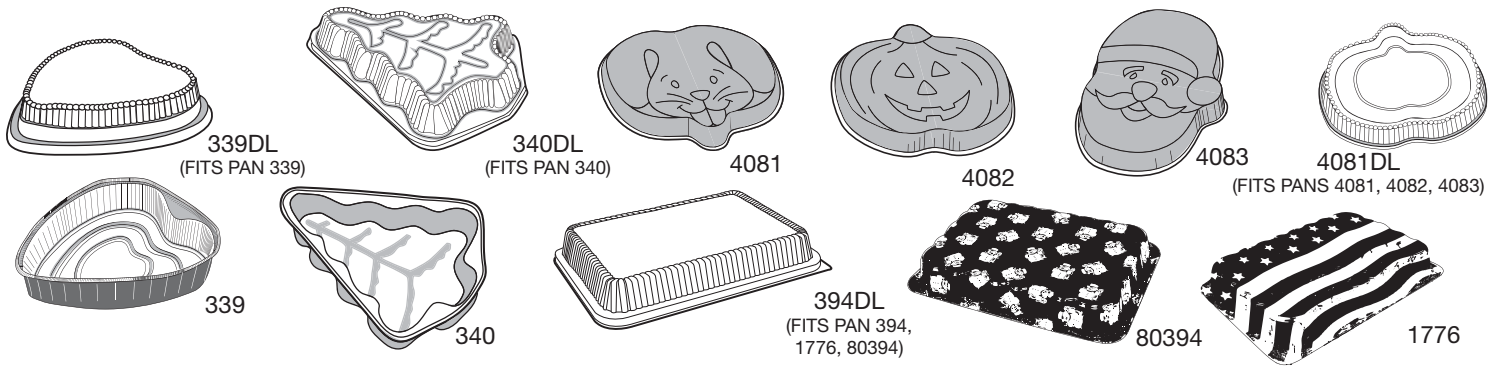


ROASTERS

ITEM #	DESCRIPTION	CAPACITY FL. OZ.	RIM STYLE	DIMENSIONS (in Inches)				CASE		
				TOP OUT	TOP IN	BOTTOM	VERTICAL DEPTH	LBS.	CUBE	PACK
CONTAINERS										
322-00-50	Oval	142.0	FC	15 x 10 ⁵ / ₈	14 ¹ / ₁₆ x 9 ¹¹ / ₁₆	12 ¹ / ₁₆ x 7 ¹¹ / ₁₆	3	6.50	1.34	50
323-00-100	Giant Oval	272.0	FC	17 ¹¹ / ₁₆ x 14 ⁷ / ₁₆	16 x 13 ¹ / ₈	13 ⁷ / ₈ x 11	3 ¹ / ₈	22.30	4.57	100
324-00-100	Giant Oval Rack	272.0	FC	17 ¹¹ / ₁₆ x 14 ⁷ / ₁₆	16 x 13 ¹ / ₈	13 ⁷ / ₈ x 11	3 ¹ / ₈	22.30	4.64	100
326-00-100	Oblong	302.0	FC	18 ¹ / ₂ x 14	17 ¹ / ₈ x 12 ⁵ / ₈	15 ⁹ / ₁₆ x 11 ¹ / ₁₆	2 ¹⁵ / ₁₆	29.00	4.81	100
327-00-100	Oblong Rack	302.0	FC	18 ¹ / ₂ x 14	17 ¹ / ₈ x 12 ⁵ / ₈	15 ⁹ / ₁₆ x 11 ¹ / ₁₆	2 ¹⁵ / ₁₆	29.00	4.81	100
348-00-100	Oblong	168.0	FC	16 ¹ / ₄ x 11 ¹¹ / ₁₆	15 ³ / ₁₆ x 10 ⁵ / ₈	13 ³ / ₄ x 9 ⁵ / ₁₆	2 ¹ / ₈	20.30	2.52	100
349-00-100	Oblong	248.0	FC	18 x 13 ¹ / ₄	16 ⁵ / ₈ x 11 ⁷ / ₈	15 ³ / ₈ x 10 ⁵ / ₈	2 ⁵ / ₈	21.90	4.46	100
350-00-100	Oblong Rack	240.0	FC	18 x 13 ¹ / ₄	16 ⁵ / ₈ x 11 ⁷ / ₈	15 ³ / ₈ x 10 ⁵ / ₈	2 ⁵ / ₈	21.90	4.46	100
364-00-100	Oval	202.0	FC	18 x 13 ¹ / ₈	16 ⁵ / ₈ x 11 ³ / ₄	14 ³ / ₄ x 9 ³ / ₄	2 ⁵ / ₈	19.40	4.46	100
365-00-100	Oval Rack	200.0	FC	18 x 13 ¹ / ₈	16 ⁵ / ₈ x 11 ³ / ₄	14 ³ / ₄ x 9 ³ / ₄	2 ⁵ / ₈	19.40	4.46	100
367-50-100	Oblong	176.0	FC	14 ¹ / ₂ x 10 ⁵ / ₈	13 ¹ / ₂ x 9 ⁵ / ₈	12 ⁵ / ₁₆ x 8 ⁷ / ₁₆	2 ¹⁵ / ₁₆	15.00	2.37	100
2016-00-100	Oblong	256.0	FC	17 x 12 ¹ / ₂	15 ³ / ₄ x 11 ¹ / ₄	14 ¹ / ₁₆ x 9 ⁹ / ₁₆	3 ¹ / ₁₆	18.10	3.43	100
2017-00-100	Oblong Rack	256.0	FC	17 x 12 ¹ / ₂	15 ³ / ₄ x 11 ¹ / ₄	14 ¹ / ₁₆ x 9 ⁹ / ₁₆	3 ¹ / ₁₆	18.10	3.43	100
2022-50	Handled Giant Oval Rack	272.0	FC	17 ¹¹ / ₁₆ x 14 ⁷ / ₁₆	16 x 13 ¹ / ₈	13 ⁷ / ₈ x 11	3 ¹ / ₈	24.60	3.47	50
2371-50	Handled Oblong Rack	240.0	FC	18 x 13 ¹ / ₄	16 ⁵ / ₈ x 11 ⁷ / ₈	15 ³ / ₈ x 10 ⁵ / ₈	2 ⁵ / ₈	24.70	3.28	50

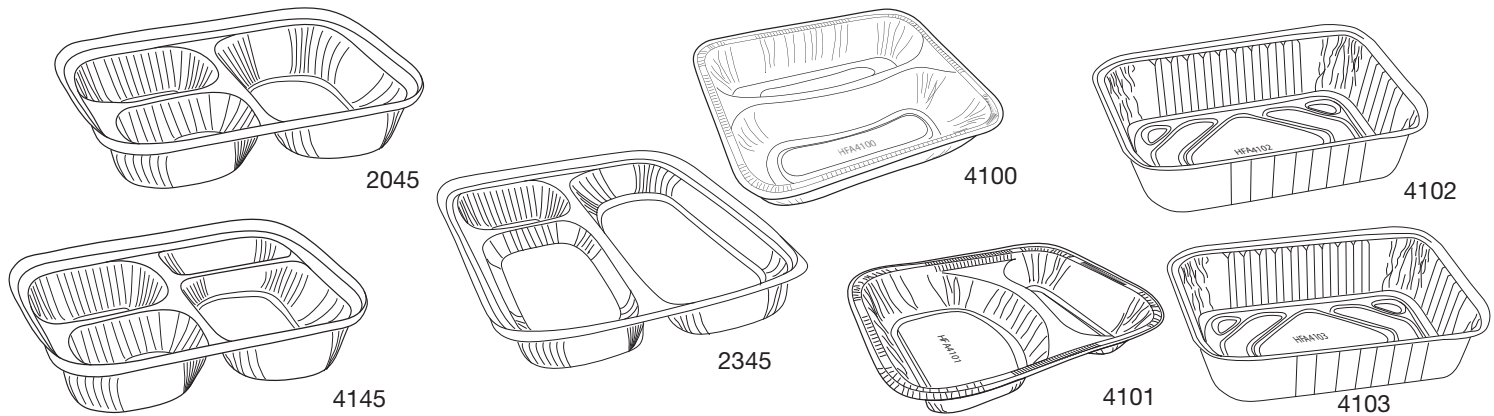
LIDS

2017DL-100	Plastic Dome Lid for 2017	—	—	17 x 12 ¹ / ₂	—	—	2 ³ / ₄	14.00	2.58	100
2057-00-100	Foil Lid for 2017	—	IVCF	17 ¹ / ₄ x 12 ³ / ₄	—	—	⁹ / ₁₆	10.88	1.02	100
322DL-50	Dome Lid for 322, 4085	—	—	15 ⁷ / ₁₆ x 11	—	—	3	5.00	1.34	50
324DL-100	Plastic Dome Lid for 323, 324	—	—	18 ³ / ₈ x 14 ⁷ / ₈	—	—	3 ¹ / ₈	15.00	3.47	100
350DL-100	Plastic Dome Lid for 349, 350	—	—	18 ³ / ₈ x 13 ¹¹ / ₁₆	—	—	2 ⁵ / ₈	16.50	3.28	100
367DL-100	Plastic Dome Lid for 367	—	—	11 x 15	—	—	2 ⁷ / ₈	9.00	2.23	100



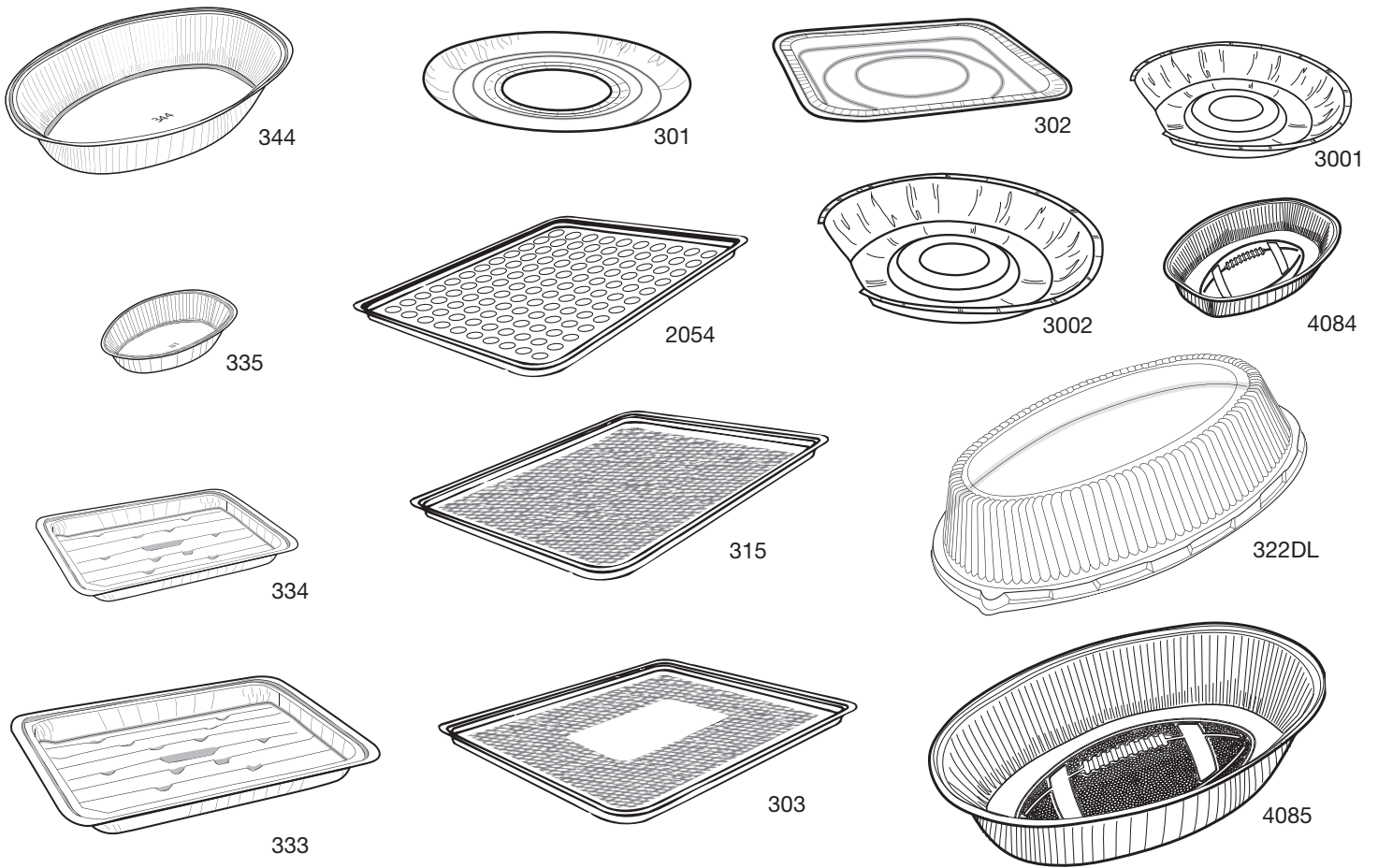
SEASONAL

ITEM #	DESCRIPTION	CAPACITY FL. OZ.	RIM STYLE	DIMENSIONS (in Inches)				CASE		
				TOP OUT	TOP IN	BOTTOM	VERTICAL DEPTH	LBS.	CUBE	PACK
CONTAINERS										
339-30-100	Red Heart	43.0	FC	9 ³ / ₁₆ x 9 ⁵ / ₈	8 ⁵ / ₈ x 8 ¹ / ₂	8 ¹ / ₈ x 8	1 ¹ / ₂	4.21	1.27	100
340-35-100	Green Christmas Tree	36.0	FC	11 ¹³ / ₃₂ x 9 ¹ / ₈	10 ⁵ / ₁₆ x 8 ²¹ / ₃₂	9 ²⁷ / ₃₂ x 7 ⁹ / ₁₆	1 ¹ / ₂	4.50	0.92	100
80394-40-100	Red Oblong Snowman	116.0	FC	13 ⁹ / ₁₆ x 9 ³ / ₁₆	12 ³ / ₄ x 9	11 ³ / ₄ x 8	1 ³ / ₄	10.00	1.44	100
4081-35-100	Pink Bunny	43.0	FC	10 ¹ / ₁₆ x 8	9 ³ / ₄ x 7 ¹ / ₂	9 ¹ / ₂ x 7 ¹ / ₈	1 ¹ / ₂	5.10	1.27	100
4082-35-100	Orange Pumpkin	43.0	FC	10 ¹ / ₁₆ x 8	9 ³ / ₄ x 7 ¹ / ₂	9 ¹ / ₂ x 7 ¹ / ₈	1 ¹ / ₂	5.10	1.27	100
4083-35-100	Red Santa	43.0	FC	10 ¹ / ₁₆ x 8	9 ³ / ₄ x 7 ¹ / ₂	9 ¹ / ₂ x 7 ¹ / ₈	1 ¹ / ₂	5.10	1.27	100
1776-40-100	Oblong Flag	108.0	FC	13 ⁹ / ₁₆ x 9 ¹³ / ₁₆	12 ³ / ₄ x 9	11 ⁷ / ₈ x 8 ¹ / ₈	2	10.60	1.44	100
LIDS										
339DL-100	Plastic Dome Lid for 339	—	—	9 ³ / ₈ x 9 ⁷ / ₈	—	—	1 ¹ / ₂	4.22	1.27	100
340DL-100	Plastic Dome Lid for 340	—	—	11 ⁷ / ₈ x 9 ¹ / ₂	—	—	1 ¹ / ₄	4.22	1.15	100
394DL-100	Plastic Dome Lid for 394, 80394, 1776	—	—	13 ³ / ₈ x 9 ¹⁵ / ₁₆	—	—	1 ¹ / ₂	6.40	1.09	100
4081DL-100	Plastic Dome Lid for 4081, 4082, 4083	—	—	10 ¹ / ₂ x 8 ¹ / ₂	—	—	1 ¹³ / ₁₆	4.20	1.27	100



SENIOR & SCHOOL FEEDING

ITEM #	DESCRIPTION	CAPACITY FL. OZ.	RIM STYLE	DIMENSIONS (in Inches)				CASE		
				TOP OUT	TOP IN	BOTTOM	VERTICAL DEPTH	LBS.	CUBE	PACK
CONTAINERS										
2045-35-500	Oblong 3-Compartment Tray	24.0	IVCF	8 ¹ / ₂ x 6 ³ / ₈	8 x 5 ⁷ / ₈	7 ¹ / ₄ x 5 ¹ / ₈	1 ¹⁵ / ₃₂	21.00	4.28	500
4100-30-1000	Hot Dog School Tray	7.9/5.0	FC	6 ¹ / ₂ x 5	6 x 4 ¹ / ₂	5 x 3 ¹ / ₂	1 ¹ / ₂	19.00	2.50	1000
4101-30-1000	Hamburger School Tray	8.2/4.2	FC	6 ¹ / ₂ x 5	6 x 4 ¹ / ₂	5 x 3 ¹ / ₂	1 ¹ / ₄	19.50	2.50	1000
4102-30-1000	1 lb. Shallow Oblong	14.0	FC	6 ¹ / ₂ x 5	6 x 4 ¹ / ₂	5 x 3 ¹ / ₂	1 ⁷ / ₁₆	19.00	2.50	1000
4103-30-1000	1 lb. Deep Oblong	17.8	FC	6 ¹ / ₂ x 5	6 x 4 ¹ / ₂	5 x 3 ¹ / ₂	1 ¹ / ₂	21.50	2.50	1000
COMBO PACKS										
2045-35-250W	Oblong 3-Compartment Tray w/Lid	24.0	IVCF	8 ¹ / ₂ x 6 ³ / ₈	8 x 5 ⁷ / ₈	7 ¹ / ₄ x 5 ¹ / ₈	1 ¹⁵ / ₃₂	17.00	1.79	250
4145-00-250W	Oblong 4-Compartment Tray w/Lid	29.8	IVCF	9 ¹⁵ / ₃₂ x 7 ¹⁵ / ₃₂	8 ¹¹ / ₁₆ x 6 ¹¹ / ₁₆	-	1 ¹⁵ / ₃₂	22.00	2.05	250
2345-35-250W	Oblong 3-Compartment Tray w/Lid	32.5	FC	10 ¹ / ₁₆ x 9 ⁹ / ₃₂	9 ²⁵ / ₃₂ x 9	-	1 ¹³ / ₃₂	34.00	4.81	250



SPECIALTY

ITEM #	DESCRIPTION	CAPACITY FL. OZ.	RIM STYLE	DIMENSIONS (in Inches)				CASE		
				TOP OUT	TOP IN	BOTTOM	VERTICAL DEPTH	LBS.	CUBE	PACK
CONTAINERS										
3001-30-500	Small Electric Burner Liner	—	RE	6 ³ / ₁₆	—	—	²³ / ₃₂	5.10	0.41	500
3002-30-500	Large Electric Burner Liner	—	RE	8	—	—	1	9.10	0.88	500
301-30-500	Round Gas Burner Liner	—	RE	7 1/2	—	—	1/2	6.52	0.50	500
301-30-1000	Round Gas Burner Liner	—	RE	7 1/2	—	—	1/2	12.96	0.96	1000
302-30-500	Square Gas Burner Liner	—	RE	8 ³ / ₈ x 8 ³ / ₈	7 1/4 x 7 1/4	6 ⁵ / ₈ x 6 ⁵ / ₈	1/2	10.50	0.49	500
302-30-1000	Square Gas Burner Liner	—	RE	8 ³ / ₈ x 8 ³ / ₈	7 1/4 x 7 1/4	6 ⁵ / ₈ x 6 ⁵ / ₈	1/2	17.00	0.84	1000
303-40-100	Oven Liner	—	FC	18 1/4 x 15 3/4	17 3/4 x 15 1/4	17 5/8 x 15 1/8	3/8	14.00	2.40	100
315-45-200	Cookie Sheet	48.0	FC	16 ³ / ₃₂ x 11 ⁵ / ₁₆	15 ³ / ₃₂ x 10 ⁵ / ₁₆	14 ²⁷ / ₃₂ x 10 ¹ / ₁₆	²⁵ / ₃₂	22.30	5.14	200
333-35-200	Broiler	54.0	FC	13 x 9 ⁵ / ₈	11 1/2 x 8 1/2	11 1/8 x 8 1/8	1 ⁵ / ₁₆	13.30	2.59	200
334-30-200	Mini Broiler	30.0	FC	8 ³ / ₈ x 6 ⁷ / ₈	7 ⁷ / ₈ x 6 ³ / ₈	7 1/4 x 5 ³ / ₄	1 ¹¹ / ₃₂	6.78	1.10	200
335-20-1000	Potato Shell	2.7	FC	4 ¹¹ / ₁₆ x 2 ⁵ / ₈	4 ⁵ / ₁₆ x 2 1/4	3 ¹³ / ₁₆ x 1 ³ / ₄	3/4	5.00	0.71	1000
344-30-200	Mini Casserole	24.0	FC	8 ⁹ / ₁₆ x 5 ⁵ / ₈	8 x 5 1/4	7 ³ / ₁₆ x 4 ³ / ₈	1 ⁵ / ₈	5.48	1.10	200
2054-00-200	Grill Sheet	—	FC	16 ³ / ₃₂ x 11 ⁵ / ₁₆	15 ³ / ₃₂ x 10 ⁵ / ₁₆	14 ²⁷ / ₃₂ x 10 ¹ / ₁₆	²⁵ / ₃₂	22.00	5.14	200
4084-00-200	Small Football Pan	24.0	FC	8 ⁹ / ₁₆ x 5 ⁵ / ₈	8 x 5 1/4	7 ³ / ₁₆ x 4 ³ / ₈	1 ⁵ / ₈	5.70	1.10	200
4085-00-50	Large Football Pan	142.0	FC	15 x 10 ⁵ / ₈	14 1/16 x 9 11/16	12 1/16 x 7 11/16	3	6.50	1.34	50
LIDS										
322DL-50	Dome Lid for 322, 4085	—	—	15 7/16 x 11	—	—	3	5.00	1.34	50



10002.010



10003.010



10004.010



10007.010



10008.010



10010-6



10011.010



10012.010



10013.010



10014.010



10015.010



10016.010



10017.010



10018.010



10019-6



10020-6



10021-6



10022-6



10023-6



10024-6

RETAIL CATERING

ITEM #	DESCRIPTION	CAPACITY FL. OZ.	RIM STYLE	DIMENSIONS (in Inches)				CASE		
				TOP OUT	TOP IN	BOTTOM	VERTICAL DEPTH	LBS.	CUBE	PACK
CONTAINERS										
10002.010	15 Round Cake Pans	40.0	FC	9	8 1/2	7 7/8	1 7/16	6.72	1.58	12
10003.010	15 Square Cake Pans	48.0	FC	8 3/4 x 8 3/4	8 x 8	7 1/2 x 7 1/2	1 17/32	8.28	1.58	12
10004.010	15 Oblong Cake Pans	58.0	FC	12 13/16 x 8 13/16	12 1/4 x 8 1/4	11 9/16 x 7 9/16	1 1/4	12.14	2.42	12
10007.010	20 Half Size Shallow Steam Table Pans	84.0	FC	12 3/4 x 10 3/8	11 3/4 x 9 3/8	10 13/16 x 8 7/16	1 11/16	14.82	4.94	12
10008.010	20 Half Size Deep Steam Table Pans	128.0	FC	12 3/4 x 10 3/8	11 3/4 x 9 3/8	10 1/4 x 7 7/8	2 9/16	18.60	4.94	12
10010-6	10 Full Size Deep Steam Table Pans	343.0	FC	20 3/4 x 12 13/16	19 9/16 x 11 5/8	17 3/4 x 9 13/16	3 3/16	20.58	2.99	6
10011.010	10 Full Size Shallow Steam Table Pans	176.0	FC	20 3/4 x 12 3/4	19 5/8 x 11 3/4	18 5/8 x 10 3/4	1 5/8	32.80	4.94	12
10012.010	10 Half Size Deep Steam Table Pans	128.0	FC	12 3/4 x 10 3/8	11 3/4 x 9 3/8	10 1/4 x 7 7/8	2 9/16	12.20	2.33	12
10013.010	10 Half Size Shallow Steam Table Pans	84.0	FC	12 3/4 x 10 3/8	11 3/4 x 9 3/8	10 13/16 x 8 7/16	1 11/16	9.70	2.33	12
10014.010	10 Half Size Steam Table Lids	—	IVCF	12 13/16 x 10 7/16	—	—	5/8	6.80	1.15	12
10015.010	10 Full Size Steam Table Lids	—	IVCF	20 13/16 x 12 7/8	—	—	5/8	18.00	2.33	12
10016.010	5 - 12" Round Serving Trays	—	FC	12	11 1/4	10	9/16	9.50	1.01	12
10017.010	5 - 16" Round Serving Trays	—	FC	16	16 1/4	14	13/16	16.00	1.31	12
10018.010	5 - 18" Round Serving Trays	—	FC	18	18 1/4	16	15/16	23.70	2.13	12
10019-6	5 - 12" Round Dome Lids for 10016, 10022	—	—	12	—	—	2 1/2	4.00	1.36	6
10020-6	5 - 16" Round Dome Lids for 10017, 10023	—	—	16	—	—	2 1/2	7.20	2.40	6
10021-6	5 - 18" Round Dome Lids for 10018, 10024	—	—	18	—	—	2 1/2	9.90	3.32	6
10022-6	5 - 12" Black Plastic Round Serving Tray	—	—	12	10 5/8	10	15/16	5.70	1.01	6
10023-6	5 - 16" Black Plastic Round Serving Tray	—	—	16	14 5/8	14	15/16	10.80	1.31	6
10024-6	5 - 18" Black Plastic Round Serving Tray	—	—	18	16 5/8	16	15/16	12.08	2.13	6

RETAIL ROLL FOIL

LEGACY



ALUMINUM FOIL

SIZE	SIZE	STYLE	CASE PACK	WEIGHT PER CASE (LBS.)	CUBE PER CASE	ITEM UPC 0 52092
LEGACY HANDI-FOIL® ALUMINUM FOIL						
1225LG	12" x 25' (25 sq. ft)	STANDARD	24	8.4	0.54	01225-6
1230LG	12" x 30' (30 sq. ft)	STANDARD	24	9.0	0.54	01230-0
1275LG	12" x 75' (75 sq. ft)	STANDARD	24	19.10	0.54	01275-1
12200LG	12" x 200' (200 sq. ft)	STANDARD	12	24.1	0.46	12200-9
1837LG	18" x 25' (37.5 sq. ft)	HEAVY DUTY	24	17.0	0.79	01837-1
22250TL	12" x 250' (250 sq.ft) TWIN PACK	STANDARD	6	21.3	.46	22250-1

NOTES

INDEX BY ITEM NUMBER

301	ROUND GAS BURNER LINER	22	2019ECO	FULL SIZE STEAM TABLE - DEEP - 100% RECYCLED ALUMINUM	7
302	SQUARE GAS BURNER LINER	22	2019GTG	FULL SIZE STEAM TABLE - DEEP - BLACK & GOLD	7
303	OVEN LINER	22	2019LDL	LOW DOME LIDS FOR 2019, 4020, 4021	7
304	9" PIE	16	2019HDL	HIGH DOME LIDS FOR 2019, 4020, 4021	7
304P	9" PERFORATED PIE	16	2022	HANDLED GIANT OVAL RACK CONTAINER	20
305	10" PIE	16	2035	EMBOSSED SERVING TRAY	15
305P	10" PERFORATED PIE	16	2045	OBLONG 3-COMPARTMENT TRAY	13 & 21
306	5" TART	16	2046	9" ROUND	14
307	9" ROUND	19	2046DL	PLASTIC DOME LID FOR 2046	14
307DL	PLASTIC DOME LID FOR 307	19	2046FC	9" ROUND (FULL CURL)	14
308	9" SQUARE CAKE	19	2046L	FOIL LAMINATED BOARD LID FOR 2046	14
308DL	PLASTIC DOME LID FOR 308, 80396	19	2047	7" ROUND	14
309	1/4 SIZE SHEET CAKE	18	2047FC	7" ROUND (FULL CURL)	14
309DL	PLASTIC DOME LID FOR 309	18	2047DL	PLASTIC DOME LID FOR 2047	14
309HDL	PLASTIC HIGH DOME LID FOR 309	18	2047L	FOIL LAMINATED BOARD LID FOR 2047	14
309LDL	PLASTIC LOW DOME LID FOR 309	18	2048	FOIL LID FOR 311	7
310	OBLONG	18	2049	FOIL LID FOR 320, 321, 2014, 4022, 4025	7
311	1/4 SIZE STEAM TABLE	7	2049FC	FOIL LID (FULL CURL) FOR 320, 321, 2014, 4025	7
312	OBLONG	18	2049GOLD	FOIL LID FOR 320, 321, 2014, 4022, 4025 - GOLD	7
315	COOKIE SHEET	22	2049P	VENTED FOIL LID FOR 320, 321, 2014, 4022, 4025	7
316	2 LB LOAF	17	2050	FOIL LID FOR 2019, 4020, 4021	7
316DL	PLASTIC DOME LID FOR 316	17	2050FC	FOIL LID (FULL CURL) FOR 2019, 4020, 4021	7
317	1 LB LOAF	17	2050GOLD	FOIL LID FOR 2019, 4020, 4021 - GOLD	7
317DL	PLASTIC DOME LID FOR 317	17	2050P	VENTED FOIL LID FOR 2019, 4020, 4021	7
318	1/3 SIZE STEAM TABLE	7	2054	GRILL SHEET	22
319	12" PIZZA	14	2057	FOIL LID FOR 2017	20
320	1/2 SIZE STEAM TABLE - SHALLOW	7	2058	8" ROUND	14
321	1/2 SIZE STEAM TABLE - DEEP	7	2058DL	PLASTIC DOME LID FOR 2058	14
321ECO	1/2 SIZE STEAM TABLE - DEEP 100% RECYCLED ALUMINUM	7	2058L	FOIL LAMINATED BOARD LID FOR 2058	14
321GTG	1/2 SIZE STEAM TABLE - DEEP - BLACK & GOLD	7	2059	1 LB OBLONG	13
321HDL	1/2 SIZE STEAM HIGH DOME LID FOR 320,321,2014,4022,4025	7	2059DL	PLASTIC DOME LID FOR 2059	13
321LDL	1/2 SIZE STEAM LOW DOME LID FOR 320,321,2014,4022,4025	7	2059L	FOIL LAMINATED BOARD LID FOR 2059	13
322	OVAL	20	2060	1 1/2 LB OBLONG	13
322DL	PLASTIC DOME LID FOR 322, 4085	20 & 22	2060DL	PLASTIC DOME LID FOR 2060	13
323	GIANT OVAL	20	2060L	FOIL LAMINATED BOARD LID FOR 2060	13
324	GIANT OVAL RACK	20	2061	1 1/2 LB OBLONG - SHALLOW	13
324DL	PLASTIC DOME LID FOR 323,324	20	2062	2 1/4 LB OBLONG	13
326	OBLONG	20	2062FC	2 1/4 LB OBLONG (FULL CURL)	13
327	OBLONG RACK	20	2062DL	PLASTIC DOME LID FOR 2061, 2062, 4032	13
329	OBLONG DANISH	18	2062L	FOIL LAMINATED BOARD LID FOR 2061, 2062, 4032	13
333	BROILER	22	2063	1/2 SIZE SHEET CAKE	18
334	MINI BROILER	22	2063DL	PLASTIC DOME LID FOR 2063	18
335	POTATO SHELL	22	2036HDL	PLASTIC HIGH DOME LID FOR 2063	18
339	RED HEART	21	2063LDL	PLASTIC LOW DOME LID FOR 2063	18
339DL	PLASTIC DOME LID FOR 339	21	2064	FULL SIZE SHEET CAKE	18
340	GREEN CHRISTMAS TREE	21	2111	DEEP UTILITY PAN	19
340DL	PLASTIC DOME LID FOR 340	21	2111DL	PLASTIC DOME LID FOR 2111	19
341	4 OZ CUP	22	2345	OBLONG 3-COMPARTMENT TRAY	21
344	MINI CASSEROLE	14	2371	HANDLED OBLONG RACK	20
348	OBLONG ROASTER	20	3001	SMALL ELECTRIC BURNER LINER	22
349	OBLONG	20	3002	LARGE ELECTRIC BURNER LINER	22
350	OBLONG RACK	20	4001	11" EXTRA DEEP PIE	16
350DL	PLASTIC DOME LID FOR 349, 350	20	4002	8" PIE	16
355	MUFFIN PAN - 6 CAVITY	17	4002P	8" PERFORATED PIE	16
363	2 1/4 LB OBLONG	13	4003	12" PIE	16
364	OVAL	20	4003P	12" PERFORATED PIE	16
365	OVAL RACK	20	4004	9" EXTRA DEEP PIE	16
367	OBLONG	20	4004P	9" EXTRA DEEP PERFORATED PIE	16
367DL	PLASTIC DOME LID FOR 367	20	4005	8" EXTRA DEEP PIE	16
394	OBLONG	19	4005P	8" EXTRA DEEP PERFORATED PIE	16
394DL	PLASTIC DOME LID FOR 394, 80394	19 & 21	4006	6" PIE	16
409	9" HEAVY DUTY SMOOTHWALL PIE PAN - SHALLOW	16	4007	POT PIE	16
409REV	9" INVERTED PLASTIC DOME LID FOR 409	16	4007DL	PLASTIC DOME LID FOR 4007	16
409SDL	9" PLASTIC DOME LID FOR 409	16	4008	8" PIE PAN	16
509	9" HEAVY DUTY SMOOTHWALL PIE PAN - DEEP	16	4009	9" PIE PAN	16
846COMBO	HANDI-STAX™ 9" ROUND w/SNAP-ON DOME LID	14	4009P	9" PERFORATED PIE PAN	16
846FL	HANDI-STAX™ 9" ROUND w/FOIL LID	14	4010	10" MEDIUM PIE	16
847COMBO	HANDI-STAX™ 7" ROUND w/SNAP-ON DOME LID	14	4012	12" LAZY SUSAN	15
847FL	HANDI-STAX™ 7" ROUND w/FOIL LID	14	4012DL	PLASTIC DOME LID FOR 4012, 4013, 6750	15
862COMBO	HANDI-STAX™ 2 1/4 LB OBLONG w/SNAP-ON DOME LID	13	4013	12" ROUND SERVING TRAY	15
862FL	HANDI-STAX™ 2 1/4 LB OBLONG w/FOIL LID	13	4014	9" PIE SHALLOW	16
1225LG	12" X 25" STD HANDI-FOIL ROLL FOIL	24	4015	9" PIE DEEP	16
1230LG	12" X 30" STD HANDI-FOIL ROLL FOIL	24	4018	18" LAZY SUSAN	15
1275LG	12" X 75" STD HANDI-FOIL ROLL FOIL	24	4018DL	PLASTIC DOME LID FOR 4018, 4019, 6752	15
12200LG	12" X 200" STD HANDI-FOIL ROLL FOIL	24	4018HDL	PLASTIC HIGH DOME LID FOR 4018, 4019, 6752	15
1776	FLAG PAN	21	4019	18" ROUND SERVING TRAY	15
1837LG	18" X 25" HD HANDI-FOIL ROLL FOIL	24	4020	FULL SIZE STEAM TABLE - MEDIUM	7
2012	16" LAZY SUSAN	15	4021	FULL SIZE STEAM TABLE - SHALLOW	7
2012DL	PLASTIC DOME LID FOR 2012, 2013, 6751	15	4022	1/2 SIZE CONTOURED STEAM TABLE - DEEP	7
2013	16" ROUND SERVING TRAY	15	4025	1/2 SIZE STEAM TABLE - MEDIUM	7
2014	1/2 SIZE STEAM TABLE - EXTRA DEEP	7	4030	FOIL LID FOR 318, 4035	7
2016	OBLONG	20	4030FC	FOIL LID (FULL CURL) FOR 318, 4035	7
2017	OBLONG RACK	20	4031	SQUARE POULTRY	19
2017DL	PLASTIC DOME LID FOR 2017	20	4031DL	PLASTIC DOME LID FOR 4031	19
2019	FULL SIZE STEAM TABLE - DEEP	7	4032	2 LB CARRYOUT	13

4034	1/3 SIZE STEAM TABLE	7	4229C	HANDI-STAX™ 9" ROUND W/DOME LID - SILVER	11
4035	TRU-FIT™ 1/3 SIZE STEAM TABLE	7	4240C	HANDI-STAX™ 4 LB. OBLONG W/DOME LID - SILVER	11
4040	4 LB OBLONG	13	4262C	HANDI-STAX™ 2 1/4 LB. OBLONG W/DOME LID - SILVER	11
4040DL	PLASTIC DOME LID FOR 4040	13	5008	8" PIE PAN	16
4040L	FOIL LAMINATED BOARD LID FOR 4040	13	5008P	8" PERFORATED PIE PAN	16
4041	5 LB OBLONG	13	5009	8" SHELL PAN - TRADITIONAL	16
4041L	FOIL LAMINATED BOARD LID FOR 4041	13	5010	10" PERFORATED PIE PAN	16
4043	1 1/2 LB LOAF	17	5019	9" SHELL PIE PAN - DEEP	16
4044	1 1/2 LB LOAF	17	6051S	HANDI-LOCK 5" SQUARE CONTAINER SHALLOW	15
4044DL	PLASTIC DOME LID FOR 4044	17	6051D	HANDI-LOCK 5" SQUARE CONTAINER DEEP	15
4044L	FOIL LAMINATED BOARD LID FOR 4044	17	6061D	HANDI-LOCK 6" SQUARE CONTAINER DEEP	15
4045	2 LB OBLONG	13	6091S	HANDI-LOCK 9" SQUARE CONTAINER SHALLOW	15
4045DL	PLASTIC DOME LID FOR 2045, 4045	13	6091D	HANDI-LOCK 9" SQUARE CONTAINER DEEP	15
4045L	FOIL LAMINATED BOARD LID FOR 2045, 4045	13	6093S	HANDI-LOCK 9" x 9" 3 COMPARTMENT CONTAINER SHALLOW	15
4046	3 LB OBLONG	13	6010S	HANDI-LOCK 10" CONTAINER SHALLOW	15
4046L	FOIL LAMINATED BOARD LID FOR 4046	13	6013S	HANDI-LOCK 10" 3 COMPARTMENT CONTAINER SHALLOW	15
4048	8" SQUARE CAKE	19	6750	12" BLACK PLASTIC ROUND SERVING TRAY	15
4048DL	PLASTIC DOME LID FOR 4048	19	6751	16" BLACK PLASTIC ROUND SERVING TRAY	15
4050	10" ROUND	14	6752	18" BLACK PLASTIC ROUND SERVING TRAY	15
4050DL	PLASTIC DOME LID FOR 4050	14	10002	CATERING ESSENTIALS 15 ROUND CAKE PANS	23
4050L	FOIL LAMINATED BOARD LID FOR 4050	14	10003	CATERING ESSENTIALS 15 SQUARE CAKE PANS	23
4051	OBLONG CAKE	19	10004	CATERING ESSENTIALS 15 OBLONG CAKE PANS	23
4053	OBLONG DANISH	18	10007	CATERING ESSENTIALS 20 HALF SIZE SHALLOW STEAM TABLE PANS	23
4053HT	HINGED PLASTIC DOME FOR 4053	18	10008	CATERING ESSENTIALS 20 HALF SIZE DEEP STEAM TABLE PANS	23
4055	MUFFIN PAN - 4 CAVITY	17	10010	CATERING ESSENTIALS 10 FULL SIZE DEEP STEAM TABLE PANS	23
4056	MUFFIN PAN - 12 CAVITY	17	10011	CATERING ESSENTIALS 10 FULL SIZE SHALLOW STEAM TABLE PANS	23
4057	4" OBLONG DANISH	18	10012	CATERING ESSENTIALS 10 HALF SIZE DEEP STEAM TABLE PANS	23
4058	5" OBLONG DANISH	18	10013	CATERING ESSENTIALS 10 HALF SIZE SHALLOW STEAM TABLE PANS	23
4060	8" ANGEL FOOD PAN W/CUP	19	10014	CATERING ESSENTIALS 10 HALF SIZE STEAM TABLE LIDS	23
4060DL	PLASTIC DOME LID FOR 4060, 4061	19	10015	CATERING ESSENTIALS 10 FULL SIZE STEAM TABLE LIDS	23
4061	8" ROUND BAKING PAN - DEEP	19	10016	CATERING ESSENTIALS 5 - 12" ROUND SERVING TRAYS	23
4062	3 1/2 OZ CUP	14	10017	CATERING ESSENTIALS 5 - 16" ROUND SERVING TRAYS	23
4062DL	PLASTIC DOME LID FOR 341, 4062	14	10018	CATERING ESSENTIALS 5 - 18" ROUND SERVING TRAYS	23
4063	10" ANGEL FOOD PAN W/CUP	19	10019	CATERING ESSENTIALS 5 - 12" ROUND DOME LIDS FOR 10016, 10022	23
4063DL	PLASTIC DOME LID FOR 4063, 4064	19	10020	CATERING ESSENTIALS 5 - 16" ROUND DOME LIDS FOR 10017, 10023	23
4064	10" ROUND BAKING PAN - DEEP	19	10021	CATERING ESSENTIALS 5 - 18" ROUND DOME LIDS FOR 10018, 10024	23
4071	9" ROUND	19	10022	CATERING ESSENTIALS 5 - 12" BLACK PLASTIC ROUND SERVING TRAY	23
4072	7" ROUND-SLIM	14	10023	CATERING ESSENTIALS 5 - 16" BLACK PLASTIC ROUND SERVING TRAY	23
4072DL	PLASTIC DOME LID FOR 4072	14	10024	CATERING ESSENTIALS 5 - 18" BLACK PLASTIC ROUND SERVING TRAY	23
4072L	FOIL LAMINATED BOARD LID FOR 4072	14	11203	12" X 1000' STD MEDALLION FOOD SERVICE ROLL FOIL	8
4081	PINK BUNNY PAN	21	11205	12" X 1000' STD HANDI-FOIL FOOD SERVICE ROLL FOIL	8
4081DL	PLASTIC DOME LID FOR 4081, 4082, 4083	21	11505	15" X 1000' STD HANDI-FOIL FOOD SERVICE ROLL FOIL	8
4082	ORANGE PUMPKIN PAN	21	11803	18" X 1000' STD MEDALLION FOOD SERVICE ROLL FOIL	8
4083	RED SANTA PAN	21	11805	18" X 1000' STD HANDI-FOIL FOOD SERVICE ROLL FOIL	8
4084	SMALL FOOTBALL PAN	22	11807	18" X 1000' HD MEDALLION FOOD SERVICE ROLL FOIL	8
4085	LARGE FOOTBALL PAN	22	11808	18" X 1000' HD HANDI-FOIL FOOD SERVICE ROLL FOIL	8
4100	HOT DOG SCHOOL TRAY	21	12408	24" X 1000' HD HANDI-FOIL FOOD SERVICE ROLL FOIL	8
4101	HAMBURGER SCHOOL TRAY	21	21205	12" X 2000' STD HANDI-FILM FOOD SERVICE FILM	9
4102	1 LB SHALLOW OBLONG TRAY	21	21205-S	12" X 2000' SC HANDI-FILM FOOD SERVICE FILM	9
4103	1 LB DEEP OBLONG TRAY	21	21210	12" X 10 3/4" INTERFOLDED FOIL SHEETS - 200	9
4145	OBLONG 4-COMPARTMENT TRAY	21	21210ECO	12" X 10 3/4" INTERFOLDED FOIL SHEETS - 200 100% RECYCLED ALUM	9
4201	GOURMET-TO-GO SMALL ENTREE - BLACK & GOLD	11	21215	12" X 10 3/4" INTERFOLDED FOIL SHEETS - 200	9
4201C	GOURMET-TO-GO SMALL ENTREE - SILVER	11	21805	18" X 2000' STD HANDI-FILM FOOD SERVICE FILM	9
4201DL	PLASTIC DOME LID FOR 4201	11	21805-S	18" X 2000' SC HANDI-FILM FOOD SERVICE FILM	9
4202	GOURMET-TO-GO MEDIUM ENTREE - BLACK & GOLD	11	22250TL	12" x 250' TWIN PACK STD HANDI-FOIL ROLL FOIL	24
4202C	GOURMET-TO-GO MEDIUM ENTREE - SILVER	11	22405	24" X 2000' STD HANDI-FILM FOOD SERVICE FILM	9
4202DL	PLASTIC DOME LID FOR 4202	11	22405-S	24" X 2000' SC HANDI-FILM FOOD SERVICE FILM	9
4202LDL	LOW DOME LID FOR 4202	11	24305	10" HEAVY DUTY SMOOTHWALL PIE PAN	16
4203	GOURMET-TO-GO LARGE ENTREE - BLACK & GOLD	11	24317C	HANDI-STAX™ 1 LB. LOAF W/DOME LID - SILVER	11
4203C	GOURMET-TO-GO LARGE ENTREE - SILVER	11	25307C	HANDI-STAX™ ROUND CAKE W/DOME LID - SILVER	11
4203DL	PLASTIC DOME LID FOR 4203	11	25308C	HANDI-STAX™ SQUARE CAKE W/DOME LID - SILVER	11
4203HDL	PLASTIC HIGH DOME LID FOR 4203	11	25321C	HANDI-STAX™ 1/2 STEAM W/DOME LID - SILVER	11
4204	GOURMET-TO-GO RECTANGULAR ENTREE - BLACK & GOLD	11	25394C	HANDI-STAX™ 13 X 9 OBLONG W/DOME LID - SILVER	11
4204C	GOURMET-TO-GO RECTANGULAR ENTREE - SILVER	11	29100	9" X 10 3/4" INTERFOLDED FOIL SHEETS - 200	9
4205	GOURMET-TO-GO SMOOTHWALL ENTREE - SILVER	11	29110	9" X 10 3/4" GOLD INTERFOLDED FOIL SHEETS - 200	9
4205DL	PLASTIC DOME LID FOR 4205	11	51205	12" X 500' STD HANDI-FOIL FOOD SERVICE ROLL FOIL	8
4207	GOURMET-TO-GO GRILL PAN - SILVER	11	51207	12" X 500' HD MEDALLION FOOD SERVICE ROLL FOIL	8
4208	GOURMET-TO-GO SQUARE CAKE - SILVER	11	51208	12" X 500' HD HANDI-FOIL FOOD SERVICE ROLL FOIL	8
4209	GOURMET-TO-GO 1/2 SIZE STEAM TABLE - SILVER	11	51210	12" X 10 3/4" INTERFOLDED FOIL SHEETS - 500	9
4210	GOURMET-TO-GO RECTANGULAR ROASTER - SILVER	11	51210GOLD	12" X 10 3/4" INTERFOLDED FOIL SHEETS GOLD - 500	9
4211	GOURMET-TO-GO ROUND - SILVER	11	51215	12" X 10 3/4" INTERFOLDED FOIL SHEETS - 500	9
4212	GOURMET-TO-GO LOAF - SILVER	11	51415	14" X 10 3/4" INTERFOLDED FOIL SHEETS - 500	9
4213	GOURMET-TO-GO ROASTER - SILVER	11	51508	15" X 500' HD HANDI-FOIL FOOD SERVICE ROLL FOIL	8
4214	GOURMET-TO-GO PIE PAN - SILVER	11	51803	18" X 500' STD MEDALLION FOOD SERVICE ROLL FOIL	8
4215	GOURMET-TO-GO SMALL OBLONG - BLACK & GOLD	11	51805	18" X 500' STD HANDI-FOIL FOOD SERVICE ROLL FOIL	8
4215C	GOURMET-TO-GO SMALL OBLONG - SILVER	11	51807	18" X 500' HD MEDALLION FOOD SERVICE ROLL FOIL	8
4215DL	PLASTIC DOME LID FOR 4215	11	51808	18" X 500' HD HANDI-FOIL FOOD SERVICE ROLL FOIL	8
4216	LARGE ENTREE - SILVER	11	51809	18" X 500' XHD ROLL FOIL	8
4216DL	PLASTIC DOME LID FOR 4216	11	52408	24" X 500' HD HANDI-FOIL FOOD SERVICE ROLL FOIL	8
4217	SMALL SMOOTHWALL ENTREE - SILVER	11	57100	7" X 10 3/4" INTERFOLDED FOIL SHEETS - 500	9
4217DL	PLASTIC DOME LID FOR 4217	11	58100	8" X 10 3/4" INTERFOLDED FOIL SHEETS - 500	9
4218	MEDIUM SMOOTHWALL ENTREE - SILVER	11	59100	9" X 10 3/4" INTERFOLDED FOIL SHEETS - 500	9
4218DL	PLASTIC DOME LID FOR 4218	11	59100RED	9" X 10 3/4" INTERFOLDED FOIL SHEETS RED STRIPE - 500	9
4219	LARGE SMOOTHWALL ENTREE - SILVER	11	59100BLUE	9" X 10 3/4" INTERFOLDED FOIL SHEETS BLUE STRIPE - 500	9
4219DL	PLASTIC DOME LID FOR 4218	11	59100GREEN	9" X 10 3/4" INTERFOLDED FOIL SHEETS GREEN STRIPE - 500	9
4222	2-COMPARTMENT ENTRÉE W/DOME LID - SILVER	11	80325	TRU-FIT™ EXTRA DEEP HALF STEAM TABLE	7
4227	HANDI-STAX™ 7" ROUND W/DOME LID - BLACK & GOLD	11	80394	RECTANGLE SNOWMAN	21
4227C	HANDI-STAX™ 7" ROUND W/DOME LID - SILVER	11	82020	TRU-FIT™ EXTRA DEEP FULL STEAM TABLE	7
4229	HANDI-STAX™ 9" ROUND W/DOME LID - BLACK & GOLD	11	83390	HEALTHY HALF WITH GREASE ABSORBENT LINER	7



ORDERING INFORMATION - EFFECTIVE JANUARY 1, 2023

Terms: Net 30 Days

Price Changes: Prices are subject to change without notice. Orders will be shipped at prices in effect at time of shipment. Orders can be accepted only by HFA Inc. at its office in Wheeling, Illinois and do not become binding on HFA Inc. until they are accepted by the Sales Administration Manager or his authorized agent.

Freight: All orders of 5000 pounds or more shipped to one location within the continental limits of the United States are shipped freight allowed (pre-paid).

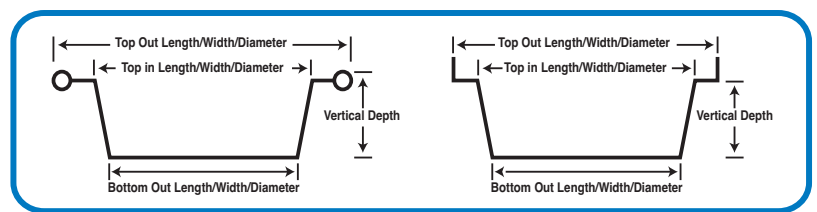
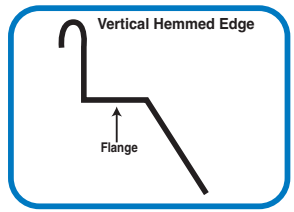
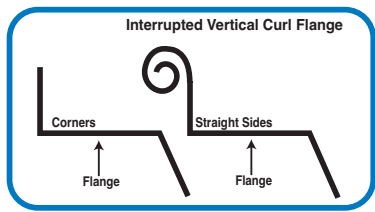
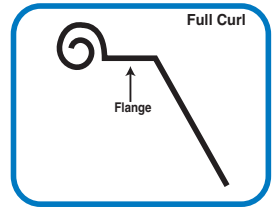
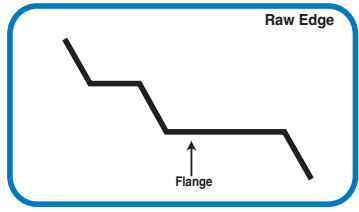
Claims: All shipments are F.O.B. factory. All shortages or damages are the responsibility of the consignee and should be reported immediately to the carrier.

Minimum Order: 1500 pounds F.O.B. factory. A "Below Minimum" charge is assessed on orders that are less than 1500 pounds.

Returned Goods: Written factory approval must be obtained prior to the return of any merchandise for any reason. All merchandise must be in resalable condition and in original factory cartons. All goods to be returned freight prepaid and are subject to a 25% restocking charge. No obsolete, discontinued or merchandise over six months old will be authorized for return.

Pricing: Prices subject to change without notice.

Gauge Tolerance: Aluminum foil products are produced to gauge within commercial tolerance of plus or minus 10%.




Tru-Fit[®]

Steam Table Pans

patented
design technology



Tru-Fit[®] Extra Deep Full Steam Table Pan
fits in standard chafing racks for hot fuel or ice cold applications



135 E. Hintz Rd • Wheeling, IL 60090-6035
Phone: 847.520.1000 • 1.800.647.1400

E-mail Sales Inquiries to: sales@handi-foil.com
Fax Orders or Inquiries to: 847.229.8000
Duns # 79-662-1449

Visit us at our website
www.HFAfoilpans.com

HFAinc.[®]
Handi-foil of America