

INTERFOLDED WAX PAPER SHEETS
WAX ROLLS PAPER BAGS
PATTY PAPER
CUSTOM PRINTED LINERS AND BAGS
FOIL CONTAINERS
FOIL ROLLS PLASTIC DOME LIDS
PLASTIC DOME LIDS FOIL ROLLS
PRIVATE LABEL
BUTCHER PAPER PAN LINERS
INTERFOLDED WAX PAPER SHEETS PATTY PAPER
WAX ROLLS PAPER BAGS
PATTY PAPER PAPER BAGS
CUSTOM PRINTED LINERS AND BAGS
FOIL CONTAINERS
FOIL ROLLS WAX PAPER BOARD LIDS
PLASTIC DOME LIDS FOIL ROLLS
PRIVATE LABEL
PLASTIC HINGED CONTAINERS

Durable
Packaging
International

WWW.DURABLEPACKAGING.COM

WWW.DURABLEPACKAGING.COM



OVER 75 YEARS OF EXPERIENCE MANUFACTURING

With 75 years of experience, Durable Packaging continues to grow our manufacturing operations in aluminum, plastic, and now wax paper wraps and bags for the food service industry. Durable offers bundling of product categories to provide even more VALUE than ever before! Our superior innovation, product quality, consistent delivery and first-class customer service all contribute to Durable winning awards from the supplier community year after year.

We are a proud 4th generation family business employing over 1200 people across five locations in the Chicagoland area. Durable is now manufacturing printed pinch-bottom bags, butcher paper rolls, freezer paper rolls and many more new SKUs all produced on state-of-the-art high speed equipment in our Wheeling, Illinois Facility.

We cordially invite you to tour the entire Durable operation. Our products are all produced in the same facility to ensure the highest quality and maximum efficiency during production. We look forward to strengthening our current relationships as well as developing new contacts in the food service, bakery, and packaging industries.



CHECK OUT OUR NEWEST PRODUCT LINE EXPANSION:

- **Pinch - Bottom Foodservice Bags: Printed Sandwich Bags, French Fry Bags, Bread Bags and Hot Dog Bags.**
- **A full Line of White, Kraft, Butcher and Freezer Paper Rolls.**


- *Food Service Deli Paper and Bakery Tissue*
- *Custom & Stock Printed Dry Wax Wraps*
- *Baking Pan Liners and Parchment Sheets*
- *Green Choice™ Eco-Friendly Natural Deli Paper*
- *Foil Containers, Foil Lids and Cater Trays*
- *Food Service Roll Foil and Utility Wrap*
- *Foil Pop- Up Sheets*
- *Cash and Carry Retail Packaging*
- *PVC Food Service Film*
- *Thermoformed PET and OPS Dome Lids*
- *Dura Lock™ Clear Hinged Lid Containers*

**WE COVER ALL
YOUR FOODSERVICE NEEDS IN
SHIPMENT**

TABLE OF CONTENTS



FOIL ROLLS, INTERFOLDED & LAMINATED FOIL SHEETS ... 2-3



FOODSERVICE FILM..... 4



DURALOCK CLEAR HINGED LID CONTAINERS 5




ROASTERS & ROASTER COVERS..... 6-7



CASH & CARRY CLUB PACKS..... 6-7



STEAM TABLES & LIDS 8-9



ROUND CLOSEABLE CONTAINERS-H.V.E 10



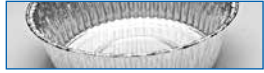
OBLONG CLOSEABLE CONTAINERS-I.V.C. 11



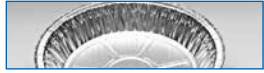
TAKE-OUT COMBO PACKS..... 12



SCHOOL FEEDING CONTAINERS 13



ROUNDS-FULL CURL..... 14



PIES-FULL CURL 14



OBLONGS & SQUARES-FULL CURL 15



SHEET CAKES..... 16



LOAF PANS..... 16



BURNER & OVEN LINERS 17



HANDLE CONTAINERS 17



TRAYS & TRAY COVERS 18



BOARD LIDS & DOME LIDS 19







SPECIALTY CONTAINERS..... 20



BLACK DIAMOND & SILVER SERIES CONTAINERS..... IBC

RIM STYLES



DURABLE PACKAGING FOIL ROLLS

Durable Item #	Size	Style	Rolls Per Pallet	Weight Per Roll (Lbs.)	Cube Per Roll	Item UPC 0-74729
61205	12" x 500'	Standard	182	5.0	0.16	61205-9
61210	12" x 1000'	Standard	182	9.5	0.16	61210-3
91205	12" x 500'	Heavy Duty	182	7.0	0.16	91205-0
61510	15" x 1000'	Standard	120	12.2	0.22	61510-4

SAFETY CUTTER ROLLS

61805SE	18" x 500'	Standard	120	7.5	0.22	61805-1
91805SE	18" x 500'	Heavy Duty	120	10.3	0.22	91805-2
61805	18" x 500'	Standard	160	7.5	0.22	61805-1
61810	18" x 1000'	Standard	100	14.1	0.22	61810-5
91805	18" x 500'	Heavy Duty	160	10.3	0.22	91805-2
91810	18" x 1000'	Heavy Duty	64	20.1	0.33	91810-6
92405	24" x 500'	Heavy Duty	60	15.1	0.43	92405-3
92410	24" x 1000'	Heavy Duty	48	26.7	0.43	92410-7
151805	18" x 500'	Extra Heavy Duty	100	13.0	0.29	15185-5
152405	24" x 500'	Extra Heavy Duty	60	21.0	0.38	15245-6

PREMIER FOIL ROLLS – ECONOMY WRAP

Durable Item #	Size	Style	Rolls Per Pallet	Weight Per Roll	Cube Per Roll	Item UPC 0-74729
51205	12" x 500'	Standard	182	3.1	0.13	51205-2
51210	12" x 1000'	Standard	182	8.4	0.16	51210-6
51805	18" x 500'	Standard	160	6.7	0.22	51805-4
51810	18" x 1000'	Standard	100	12.5	0.22	51810-8
81805	18" x 500'	Heavy Duty	160	9.3	0.22	81805-5
81810	18" x 1000'	Heavy Duty	64	18.1	0.33	81810-9

RETAIL FOIL ROLLS

Durable Item #	Size	Style	Rolls Per Case	Cases Per Pallet	Case Cube	Case Lbs.	Item UPC 0-74729
92025-35	12" x 25'	Standard	35	119	0.74	10.6	92025-3
92050-35	12" x 50'	Heavy Duty	35	96	0.74	25.5	92050-5
92075-35	12" x 75'	Standard	35	80	0.74	26.0	92075-8
92200	12" x 200'	Standard	12	80	0.61	25.0	92200-4
98375	18" x 37-1/2'	Heavy Duty	24	60	1.25	17.0	98375-3
98775HD	18" x 50'	Heavy Duty	12	132	0.45	13.0	98775-1

INTERFOLDED FOIL SHEETS

Durable Item #	Size Width x Length	Sheets Per Carton	Cartons Per Case	Cases Per Pallet	Case Lbs.	Case Cube	Item UPC 0-74729
81050	8" x 10-3/4"	500	6	60	14.7	0.85	81050-9
91020	9" x 10-3/4"	200	12	50	13.0	1.04	91020-9
91020G	9" x 10-3/4" Gold	200	12	50	13.0	1.04	91029-2
91050	9" x 10-3/4"	500	6	60	15.0	0.85	91050-6
91050RED	9" x 10-3/4" Red Cross Hatch	500	6	60	15.0	0.85	91051-6
91050BLU	9" x 10-3/4" Blue Cross Hatch	500	6	60	15.0	0.85	91052-0
91050GRN	9" x 10-3/4" Green Cross Hatch	500	6	60	15.0	0.85	91053-7
12101	12" x 10-3/4" (Premier)	200	12	40	16.0	1.30	12101-8
12102	12" x 10-3/4"	200	12	40	22.0	1.36	12102-5
12104	12" x 10-3/4" (Premier)	500	6	40	21.0	0.89	12104-9
12105	12" x 10-3/4"	500	6	40	28.0	0.89	12105-6

FOIL LAMINATED SHEETS

Durable Item #	Size	Description	Pack	Case Cube	Case Lbs.	Cases Per Pallet
----------------	------	-------------	------	-----------	-----------	------------------

FLAT PACK SHEETS

1310FLS	13" x 10-1/2"	Plain	5/500	0.56	26	50
1410FLS	14" x 10-1/2"	Plain	5/500	0.60	28	50
1410CB	14" x 10-1/2"	Cheeseburger	5/500	0.60	28	50
1410HB	14" x 10-1/2"	Hamburger	5/500	0.60	28	50
1212FLS	12" x 12"	Plain	5/500	0.59	23	50
1416FLS	14" x 16"	Plain	2/500	0.41	16	78
1310GOLD	13" x 10-1/2"	Gold	5/500	0.43	22	60
1310RED	13" x 10-1/2"	Red	5/500	0.43	23	60
1310BLUE	13" x 10-1/2"	Blue	5/500	0.43	21	60
1310GREEN	13" x 10-1/2"	Green	5/500	0.43	21	60



Durable Packaging Foil Rolls



Premier Foil Rolls



Retail Foil Rolls



Interfolded Foil Sheets



Premier Foil Sheets

FOODSERVICE FILM CUTTER BOX DISPENSERS


Durable Item #	Size	Rolls Per Pallet	Weight Per Roll (Lbs.)	Cube Per Roll	Item UPC 0-74729-
PVC1220	12" x 2000'	168	5.6	0.13	71220-9
PVC1230	12" x 3000'	168	8.2	0.20	71230-8
PVC1810	18" x 1000'	200	4.8	0.19	71810-2
PVC1820	18" x 2000'	112	7.8	0.19	71820-1
PVC2420	24" x 2000'	56	9.6	0.24	72420-2

SAFETY SLIDE CUTTER BOX DISPENSERS

PVC1220SC	12" x 2000'	168	5.6	0.13	71220-9
PVC1810SC	18" x 1000'	200	4.8	0.19	71810-2
PVC1820SC	18" x 2000'	112	7.8	0.19	71820-1
PVC2420SC	24" x 2000'	56	9.6	0.24	72420-2




FOODSERVICE FILM MILERS

PVC12ML	12" x 5280'	72	12.2	0.52	71252-0
PVC18ML	18" x 5280'	72	18.3	0.76	71852-2



DURALOCK CLEAR HINGED LID CONTAINERS

Durable Item #	Product Description	Top Out Dimen.	Case Pack	Weight (lbs.)	Cubic Feet	Volume (oz.)
PXT-505	5" Square Medium	5-1/4" x 5-5/8" x 2-3/4"	500	15.9	2.9	12
PXT-555	5" Square Deep Base	5-1/4" x 5-5/8" x 3-1/4"	500	16.2	3.0	21
PXT-11600	6" Square Small Format	5-1/4" x 5-5/8" x 3-1/4"	500	16.2	3.0	21
PXT-600	6" Square Large Format	6-1/8" x 6-1/2" x 3-1/4"	500	21	3.3	28
PXT-880	8" Medium Single Compartment	8-7/8" x 8" x 3"	250	19.3	2.9	50
PXT-895	8" Deep Base Single Compartment	8-7/16" x 8" x 3-7/16"	250	19.9	3.0	56
PXT-833	8" x 8" 3 Compartment	8-7/8" x 8" x 3"	250	19.3	2.9	5 oz + 15 oz
PXT-900	9" Medium Single Compartment	9" x 8-5/8" x 3"	200	19	3.0	64
PXT-933	9" Medium 3 Compartment	9" x 8-5/8" x 3"	200	19	3	7 oz + 25 oz
PXT-350	12" Container Hoagie / Strudel	12-1/4" x 5-1/8" x 2-3/4"	250	18	2.0	48
PXT-395	9" x 5" x 3" Hoagie Oblong Container	8-7/8" x 5-1/2" x 3-3/8"	250	13	2.0	33



ROASTERS & ROASTER COVERS

Durable Item #	Product Description	Top Out Dimen.	Top In Dimen.	Bottom Dimen.	Vertical Depth	Ga.	Cap. (Fl. Oz.)	Rim Style	Case Lbs.	Case Cube	Case Pack
41110	Extra Lg. Rect. Roaster	18" x 13-5/16"	16-5/8" x 11-7/8"	15-3/8" x 10-5/8"	2-5/8"	60	200	F.C.	11	2.2	50
41110XX	Extra Lg. Rect. Roaster Economy Gauge	18" x 13-5/16"	16-5/8" x 11-7/8"	15-3/8" x 10-5/8"	2-5/8"	40	200	F.C.	9	2.2	50
4111-100	Extra Lg. Rect. Roaster	18" x 13-5/16"	16-5/8" x 11-7/8"	15-3/8" x 10-5/8"	2-5/8"	60	200	F.C.	20	4.6	100
40010	Extra Lg. Oval Roaster	18-1/2" x 14"	17-1/4" x 12-3/4"	15-1/16" x 10-9/16"	3-3/8"	60	230	F.C.	13	2.2	50
40010XX	Extra Lg. Oval Roaster Economy Gauge	18-1/2" x 14"	17-1/4" x 12-3/4"	15-1/16" x 10-9/16"	3-3/8"	40	230	F.C.	9.5	2.2	50
4001-100	Extra Lg. Oval Roaster	18-1/2" x 14"	17-1/4" x 12-3/4"	15-1/16" x 10-9/16"	3-3/8"	60	230	F.C.	20	4.5	100
4400-100	Medium Rectangular Roaster	14-1/2" x 10-5/8"	13-1/2" x 9-5/8"	12-15/16" x 8-7/16"	2-15/16"	50	176	F.C.	10	2.3	100
45010	Large Oval Roaster w/Bars	18" x 13-1/8"	16-5/8" x 11-3/4"	14-3/4" x 9-3/4"	2-5/8"	60	200	F.C.	10	20	50
46610	Ultra Roaster	18-1/2" x 13-1/2"	17-1/4" x 12"	15" x 10-1/2"	3-5/8"	65	240	F.C.	13	2.2	50
P8400-50	Dome Lid - Rectangular Roaster	18-5/8" x 14"	—	—	2-7/8"	—	—	F.C.	6.5	1.7	50
3800-100	Large Rect. Roaster	16-1/4" x 11-3/4"	15-1/4" x 10-3/4"	13-39/64" x 9-7/64"	2-9/64"	65	171	F.C.	20.0	3.8	100

CASH AND CARRY CLUB PACKS

Durable Item #	Description	Pans Per Bag	Bags Per Case	Cases Per Pallet	Case Lbs.	Case Cube	Item UPC 0-74729
RD4200-20	1/2-Size Deep	20	5	56	11.5	1.7	42000-5
RD4255-20	1/2-Size Medium	20	5	46	8.0	0.74	14255-6
RD7800-10	Full Size Medium	10	5	49	18.0	2.1	17800-9
RD7900-10	Full Size Deep	10	5	49	18.5	2.1	17900-2
RD8200-20	1/2-Size Lid	20	5	108	4.0	0.74	18200-2
RD8900-10	Full Size Lid	10	5	80	4.0	1.02	18900-1
D12-5F	12" Flat Cater Tray	5	6	96	8.8	1.05	43431-6
D16-5F	16" Flat Cater Tray	5	6	50	15.79	2.49	43432-3
D18-5F	18" Flat Cater Tray	5	6	50	19.5	2.75	43433-0
D12-5P	12" Cater Tray Dome Lid	5	6	42	3.5	1.4	43400-2
D16-5P	16" Cater Tray Dome Lid	5	6	30	6.8	2.29	43401-9
D18-5P	18" Cater Tray Dome Lid	5	6	16	8.85	3.11	43402-6

ROASTERS & ROASTER COVERS



41110



40010



4400-100



45010



46610



P8400-50

CASH AND CARRY CLUB PACKS



RD4200-20



RD4255-20



RD7800-10



RD7900-10



RD8200-20



RD8900-10

STEAM TABLES & LIDS

Durable Item #	Product Description	Top Out Dimen.	Top In Dimen.	Bottom Dimen.	Vertical Depth	Ga.	Cap. (Fl. Oz.)	Rim Style	Case Lbs.	Case Cube	Case Pack
7900-70	Full Size Deep	20-3/4" x 12-13/16"	19-9/16" x 11-5/8"	17-19/32" x 9-21/32"	3-3/8"	70	346	F.C.	17.0	2.1	50
6050-50	Full Size Deep Economy Gauge	20-3/4" x 12-13/16"	19-9/16" x 11-5/8"	17-19/32" x 9-21/32"	3-3/8"	-	346	F.C.	12.0	2.1	50
7800-70	Full Size Medium	20-3/4" x 12-13/16"	19-9/16" x 11-5/8"	18-5/8" x 10-3/8"	2-3/16"	70	228	F.C.	15.0	1.9	50
FS7800XX	Full Size Medium Economy Gauge	20-3/4" x 12-13/16"	19-9/16" x 11-5/8"	18-5/8" x 10-3/8"	2-3/16"	-	228	F.C.	12.0	1.9	50
7700-70	Full Size Shallow	20-3/4" x 12-13/16"	19-9/16" x 11-5/8"	18-5/8" x 10-11/16"	1-11/16"	70	175	F.C.	14.0	1.7	50
4200-100**	1/2 Size Deep	12-3/4" x 10-3/8"	11-3/4" x 9-3/8"	10-1/4" x 7-7/8"	2-9/16"	40	120	F.C.	10.5	1.7	100
4200-45	1/2 Size Deep	12-3/4" x 10-3/8"	11-3/4" x 9-3/8"	10-1/4" x 7-7/8"	2-9/16"	45	120	F.C.	12.5	1.7	100
6132-100	1/2 Size Deep Economy Gauge	12-3/4" x 10-3/8"	11-3/4" x 9-3/8"	10-1/4" x 7-7/8"	2-9/16"	-	120	F.C.	8.0	1.7	100
4300-100**	1/2 Size Shallow	12-3/4" x 10-3/8"	11-3/4" x 9-3/8"	10-13/16" x 8-7/16"	1-11/16"	35	79.5	F.C.	8.8	1.6	100
FS4300-100	1/2 Size Shallow Economy Gauge	12-3/4" x 10-3/8"	11-3/4" x 9-3/8"	10-13/16" x 8-7/16"	1-11/16"	-	79.5	F.C.	6.0	1.6	100
4255-100**	1/2 Size Medium	12-3/4" x 10-3/8"	11-3/4" x 9-3/8"	10-1/4" x 7-7/8"	2-3/16"	40	104	F.C.	12.0	1.7	100
FS4255-100	1/2 Size Medium Economy Gauge	12-3/4" x 10-3/8"	11-3/4" x 9-3/8"	10-1/4" x 7-7/8"	2-3/16"	-	104	F.C.	8.0	1.7	100
4288-100	1/2 Size Extra Deep	12-11/16" x 10-5/16"	11-3/4" x 9-3/8"	9-1/2" x 7-1/8"	4-3/16"	50	195	F.C.	16.5	2.1	100
4288-100XX	1/2 Size Extra Deep Economy Gauge	12-11/16" x 10-5/16"	11-3/4" x 9-3/8"	9-1/2" x 7-1/8"	4-3/16"	-	195	F.C.	12.25	2.1	100
5200-100	1/3 Size Deep	12-17/32" x 6-1/2"	11-3/4" x 5-5/8"	10-3/8" x 4-1/4"	3-5/16"	40	80	F.C.	6.0	0.50	100
5200-200	1/3 Size Deep	12-17/32" x 6-1/2"	11-3/4" x 5-5/8"	10-3/8" x 4-1/4"	3-5/16"	40	80	F.C.	19.0	1.9	200
5400-40	1/3 Size Shallow	12-3/8" x 6-1/4"	11-3/4" x 5-5/8"	11-11/16" x 4-15/16"	1-1/2"	40	47.5	I.V.C.	29.75	4.7	500
8500-100	Foil Lid 1/3 Size	12-11/16" x 6-9/16"	12-5/16" x 6-3/16"	10-3/16" x 4-1/16"	1/2"	25	-	I.V.C.	8.0	0.5	100
8900-50	Foil Lid Full Size	20-13/16" x 12-7/8"	-	-	5/8"	45	-	I.V.C.	8.6	1.0	50
8900-50XX	Foil Lid Full Size Economy Gauge	20-13/16" x 12-7/8"	-	-	5/8"	-	-	I.V.C.	6.5	1.0	50
8200-100	Foil Lid Half Size	13" x 10-9/16"	-	-	5/8"	30	-	I.V.C.	6.6	0.8	100
8200-100XX	Foil Lid Half Size Economy Gauge	13" x 10-9/16"	-	-	5/8"	-	-	I.V.C.	4.8	0.8	100
P4300-100*	Low Dome Lid 1/2 Size	12-5/8" x 10-1/2"	-	-	1-1/2"	-	-	-	4.0	2.9	100
P4200-100*	High Dome Lid 1/2 Size	12-5/8" x 10-1/2"	-	-	2-1/2"	-	-	-	5.0	3.5	100
8500CRL	Safety Edge Lids 1/3 Size	12-11/16" x 6-9/16"	-	-	1/4"	25	-	-	4.0	0.40	100
8200CRL	Safety Edge Lids 1/2 Size	13" x 10-9/16"	-	-	5/8"	30	-	-	5.7	0.75	100
8900CRL	Safety Edge Lids Full Size	20-13/16" x 12-7/8"	-	-	5/8"	45	-	-	6.75	1.0	50

*Red, blue and green dome lids available.

**Available in epoxy coated material upon request.

STEAM TABLES & LIDS



7900



7800



7700



4200



4300



4255



4288



5200



5400



8500CRL



8900CRL



8200CRL



P4300-100



8200VENT



8900VENT

ROUND CLOSEABLE CONTAINERS-H.V.E.

Durable Item #	Product Description	Top Out Dimen.	Top In Dimen.	Bottom Dimen.	Vertical Depth	Ga.	Cap. (Fl. Oz.)	Rim Style	Case Lbs.	Case Cube	Case Pack
270-25-500	7" Round Container	7-1/8"	6-9/16"	5-9/16"	1-3/4"	25	24	H.V.E.	11.7	2.1	500
270-30-500	7" Round Container	7-1/8"	6-9/16"	5-9/16"	1-3/4"	30	24	H.V.E.	14.1	2.1	500
275-30-500	7" Round Deep Container	7-1/8"	6-1/2"	5-1/2"	2-1/4"	30	26	H.V.E.	16.2	3.0	500
527-500	7" Round Container Economy Gauge	7-1/8"	6-9/16"	5-9/16"	1-3/4"	-	24	H.V.E.	8.75	2.1	500
280-30-500	8" Round Container	8-5/16"	7-13/16"	7-1/32"	1-9/16"	30	37	H.V.E.	18.0	2.7	500
280-30-50X	8" Round Container Economy Gauge	8-5/16"	7-13/16"	7-1/32"	1-9/16"	-	37	H.V.E.	14.0	2.7	500
290-30-500	9" Round Container	8-15/16"	8-3/8"	7-25/32"	1-15/16"	30	44	H.V.E.	22.3	4.1	500
509-500	9" Round Container Economy Gauge	8-15/16"	8-3/8"	7-25/32"	1-15/16"	-	44	A.V.E.	16.0	4.1	500
260-35-250	10" Round Container	10-3/16"	9-1/2"	8-9/16"	2-5/16"	35	70	H.V.E.	15.0	6.1	250



270



275



290



260



280

OBLONG CLOSEABLE CONTAINERS-I.V.C.

Durable Item #	Product Description	Top Out Dimen.	Top In Dimen.	Bottom Dimen.	Vertical Depth	Ga.	Cap. (Fl. Oz.)	Rim Style	Case Lbs.	Case Cube	Case Pack
210-35-500	3 Compartment Hi Divider	8-11/16" x 6-9/16"	8" x 5-7/8"	7-1/4" x 5-1/8"	1-13/16"	35	23	I.V.C.	23.0	2.2	500
210-30-50X	3 Compartment Economy Gauge	8-11/16" x 6-9/16"	8" x 5-7/8"	7-1/4" x 5-1/8"	1-13/16"	-	23	I.V.C.	10.0	2.2	500
220-30-1000	1# Oblong Container	5-3/4" x 4-7/8"	5-1/8" x 4-1/8"	4-1/4" x 3-5/16"	1-13/16"	30	15	I.V.C.	20.0	3.1	1000
230-30-500	1-1/2# Oblong Shallow Container	8-11/16" x 6-1/8"	7-15/16" x 5-7/16"	7-13/32" x 4-7/8"	1-9/16"	30	25	I.V.C.	17.0	2.3	500
245-30-500	1-1/2# Oblong Container	7-1/16" x 5-1/8"	6-9/16" x 4-5/8"	5-7/8" x 3-15/16"	1-15/16"	30	23	I.V.C.	13.7	2.1	500
258-30-500	2# Oblong Container	8-3/4" x 6-1/4"	7-15/16" x 5-7/16"	7-1/8" x 4-5/8"	1-3/4"	30	28.5	I.V.C.	17.0	2.3	500
250-30-500	2-1/4# Oblong Container	8-11/16" x 6-1/8"	7-15/16" x 5-7/16"	7" x 4-1/2"	2-1/8"	30	36	I.V.C.	18.0	2.3	500
250-30-50X	2-1/4# Oblong Container Economy Gauge	8-11/16" x 6-1/8"	7-15/16" x 5-7/16"	7" x 4-1/2"	2-1/8"	-	36	I.V.C.	14.0	2.3	500
5400-40	3# Oblong Container	12-3/8" x 6-1/4"	11-3/4" x 5-5/8"	11-1/16" x 4-15/16"	1-1/2"	40	47.5	I.V.C.	29.75	4.7	500
L540500	Board Lid for 3# Oblong Container	12-3/8" x 6-1/8"	-	-	-	-	-	-	24.6	1.03	500
240-45-250	4# Oblong Container	12-3/8" x 8-3/8"	11-1/2" x 7-1/2"	11" x 7"	1-1/2"	45	66	I.V.C.	22.0	4.0	250
255-45-250	5# Oblong Container	9-13/16" x 7-3/16"	9" x 6-7/16"	8-1/8" x 5-9/16"	3-1/16"	45	76	I.V.C.	21.5	4.8	250



210



220



230



240



245



258



250



255

TAKE-OUT COMBO PACKS

Durable Item #	Product Description	Top Out Dimen.	Top In Dimen.	Bottom Dimen.	Vertical Depth	Ga.	Cap. (Fl. Oz.)	Rim Style	Case Lbs.	Case Cube	Case Pack
270-25-L200	7" Round w/Board Lid	7-1/8"	6-9/16"	5-9/16"	1-3/4"	25	24	H.V.E.	9.75	0.85	200
270-25-L20X	7" Round w/Board Lid Economy Gauge	7-1/8"	6-9/16"	5-9/16"	1-3/4"	-	24	H.V.E.	8.5	0.85	200
270-25-L250	7" Round w/Board Lid	7-1/8"	6-9/16"	5-9/16"	1-3/4"	25	24	H.V.E.	11.75	0.98	250
270-25-P250	7" Round w/Dome Lid	7-1/8"	6-9/16"	5-9/16"	1-3/4"	25	24	H.V.E.	12.75	1.56	250
270-30-L250	7" Round w/Board Lid	7-1/8"	6-9/16"	5-9/16"	1-3/4"	30	24	H.V.E.	14.00	0.98	250
270-30-P250	7" Round w/Dome Lid	7-1/8"	6-9/16"	5-9/16"	1-3/4"	30	24	H.V.E.	15.33	1.56	250
280-30-L200	8" Round w/Board Lid	8-5/16"	7-13/16"	7-1/32"	1-9/16"	30	37	H.V.E.	14.00	2.2	200
280-30-L20X	8" Round w/Board Lid Economy Gauge	8-5/16"	7-13/16"	7-1/32"	1-9/16"	-	37	H.V.E.	5.5	2.2	200
280-30-L250	8" Round w/Board Lid	8-5/16"	7-13/16"	7-1/32"	1-9/16"	30	37	H.V.E.	16.00	2.34	250
290-30-L200	9" Round w/Board Lid	8-15/16"	8-3/8"	7-25/32"	1-15/16"	30	44	H.V.E.	15.75	2.02	200
290-30-L20X	9" Round w/Board Lid Economy Gauge	8-15/16"	8-3/8"	7-25/32"	1-15/16"	-	44	H.V.E.	13.5	2.02	200
290-30-L250	9" Round w/Board Lid	8-15/16"	8-3/8"	7-25/32"	1-15/16"	30	44	H.V.E.	19.25	2.42	250
290-30-P250	9" Round w/Dome Lid	8-15/16"	8-3/8"	7-25/32"	1-15/16"	30	44	H.V.E.	23.50	2.42	250
250-30-L250	2-1/4# Oblong with Board Lid	8-7/16" x 5-15/16"	7-15/16" x 5-7/16"	7" x 4-1/2"	2-1/16"	30	36	I.V.C.	18.00	1.5	250
250-30-P250	2-1/4# Oblong with Dome Lid	8-7/16" x 5-15/16"	7-15/16" x 5-7/16"	7" x 4-1/2"	2-1/16"	30	36	I.V.C.	17.00	3.40	250
210-35-L250	3 Compartment Oblong w/Board Lid	8-1/2" x 6-3/8"	8" x 5-7/8"	7-1/4" x 5-1/8"	1-23/32"	35	23	I.V.C.	23	1.5	250
210-30-L25X	3 Compartment Oblong w/Board Lid Economy Ga.	8-1/2" x 6-3/8"	8" x 5-7/8"	7-1/4" x 5-1/8"	1-23/32"	-	23	I.V.C.	13.5	1.5	250
210-35-L200H	3 Compartment Oblong w/Board Lid	8-1/2" x 6-3/8"	8" x 5-7/8"	7-1/4" x 5-1/8"	1-23/32"	35	23	I.V.C.	20	1.2	200
5400-L250	1/3 Size Steam Shallow w/Board Lid	12-3/8" x 6-1/4"	11-3/4" x 5-5/8"	11-11/16" x 4-15/16"	1-1/2"	40	47.5	I.V.C.	28	3.8	250



SCHOOL FEEDING CONTAINERS

Durable Item #	Description	Top Out Dimen.	Top In Dimen.	Bottom Dimen.	Vertical Depth	Rim Style	Case Lbs.	Case Cube	Case Pack
205-30-1000	Single Compartment Oblong	6-1/2" x 5"	6" x 4-1/2"	5-1/4" x 3-27/32"	1-7/16"	F.C.	22	2.9	1000
215-30-1000	2 Compartment Hot Dog	6-1/2" x 5"	6" x 4-1/2"	5" x 3-1/2"	1-7/16"	F.C.	23	2.9	1000
225-30-1000	2 Compartment Hamburger	6-1/2" x 5"	6" x 4-1/2"	5" x 3-13/16"	1-33/64"	F.C.	24	2.9	1000



205-30-1000



215-30-1000



225-30-1000

ROUNDS-FULL CURL

Durable Item #	Product Description	Top Out Dimen.	Top In Dimen.	Bottom Dimen.	Vertical Depth	Ga.	Cap. (Fl. Oz.)	Rim Style	Case Lbs.	Case Cube	Case Pack
1000-30	9" Round	9-1/16"	8-1/2"	7-7/8"	1-7/16"	30	43	F.C.	22.9	3.5	500
1400-30	4 oz. Cup	3-1/4"	2-15/16"	2-7/16"	1-9/16"	30	4.2	F.C.	11.0	2.0	1000
L1400-1000	Board Lid for 4 oz. Cup	3-3/32"	-	-	-	-	-	-	4.2	0.34	1000
P1400-100	Plastic Lid for 4 oz. Cup	3-1/4"	-	-	-	-	-	-	5.3	1.00	1000
8000-30	12" Pizza Pan	12-3/4"	12-1/4"	12"	3/8"	30	38	F.C.	25.0	5.5	500



1000



1400



8000

PIES-FULL CURL

Durable Item #	Product Description	Top Out Dimen.	Top In Dimen.	Bottom Dimen.	Vertical Depth	Ga.	Cap. (Fl. Oz.)	Rim Style	Case Lbs.	Case Cube	Case Pack
2000-30	9" Pie Pan	9"	8"	6-3/8"	1"	30	27.6	F.C.	15.2	3.3	500
2000-40	9" Pie Pan	9"	8"	6-3/8"	1"	40	F.C.	15.9	3.3	500	
2100-35	9" Pie Deep	9"	8-3/16"	6-9/16"	1-5/16"	35	32.7	F.C.	16.5	3.3	500
2100-40	9" Pie Deep	9"	8-3/16"	6-9/16"	1-5/16"	40	32.7	F.C.	16.9	3.3	500
2800-1000	8" Deep Pie Pan	7-15/16"	7"	5-15/32"	1-3/32"	40	17.0	F.C.	24	4.45	1000
2200-1000	5" Tart Pan	4-7/8"	4-1/4"	3"	1-1/4"	25	5.7	F.C.	10.1	1.5	1000
2400-1000	5-3/4" Deep	5-3/4"	4-15/16"	3-11/16"	1-13/16"	30	14.6	F.C.	29.0	2.4	1000
P2400-1000	Dome Lid for 2400 Pot Pie	5-3/4"	4-15/16"	3-11/16"	2"	-	-	-	13.8	5.5	1000
2600-40	10" Deep Pie Pan	9-5/8"	8-11/16"	7"	1-3/16"	40	32	F.C.	18.1	3.7	500
2411-50	11" Extra Deep Pie Pan	10-9/16"	9-11/16"	7-19/32"	1-11/32"	50	43.9	F.C.	19.2	3.9	500
2600-C100*	10" Pie Pan w/Container Base & Dome Lid	11-1/8"	10-1/4"	7"	Top: 1-3/8" Base: 1-3/4"	40	32	F.C.	13.6	2.6	100



2000



2100



2200



2600



2411

*Red, blue and green dome lids available.

OBLONGS & SQUARES-FULL CURL

Durable Item #	Product Description	Top Out Dimen.	Top In Dimen.	Bottom Dimen.	Vertical Depth	Ga.	Cap. (Fl. Oz.)	Rim Style	Case Lbs.	Case Cube	Case Pack
1100-30	9" Square Cake Pan	8-3/4" x 8-3/4"	8" x 8"	7-1/8" x 7-1/8"	1-3/4"	30	42	F.C.	20.0	3.5	500
P1130-500*	Plastic Dome Lid (1100-30)	9" x 9"	-	-	1-1/2"	-	-	-	15.0	3.0	500
1155-35	8" Square Cake Pan	7-7/8" x 7-7/8"	7-3/8" x 7-3/8"	6-7/8" x 6-7/8"	1-5/16"	35	32	F.C.	21.0	2.6	500
P1155-500*	Plastic Dome Lid (1155-35)	8-1/4" x 8-1/4"	-	-	1-1/2"	-	-	-	14.5	3.7	500
1300-30	Danish Tray	8-3/4" x 6-1/4"	8" x 5-1/2"	7-1/2" x 5"	1-3/8"	30	28	F.C.	14.8	1.6	500
3300-40	Targeted Danish Pan	10-3/8" x 6-1/2"	10-1/4" x 6-1/8"	9-3/4" x 5-7/8"	1-1/16"	25	18	F.C.	27.0	6.3	250
4700-35	Oblong 13x9x2	13-9/16" x 9-13/16"	12-3/4" x 9"	11-7/8" x 8-1/8"	2"	35	80	F.C.	20.2	3.5	250
P4700-250*	Plastic Dome Lid (4700-35)	13-3/4" x 9-15/16"	-	-	1-1/2"	-	-	-	12.2	4.1	250
6700-100	Oblong 14-1/2 x 10-5/8	14-1/2" x 10-5/8"	13-1/2" x 9-5/8"	12-5/16" x 8-7/16"	2-15/16"	50	176	F.C.	10.0	2.2	100
P6700-100*	Plastic Dome Lid (6700-100)	-	-	-	2-15/16"	-	-	-	16.0	2.5	100
7000-45	Oblong 16 x 11-1/2	16-1/2" x 11-5/8"	15-1/2" x 10-9/16"	15-3/16" x 10-3/16"	7/8"	45	48	F.C.	11.2	2.9	100
3800-100	Medium Rect. Roaster	16-1/4" x 11-3/4"	15-1/4" x 10-3/4"	13-39/64" x 9-7/64"	2-9/64"	65	171	F.C.	20.0	3.8	100



1100



1155



P1155



1300



3300



4700



6700



P6700



7000

*Red, blue and green dome lids available.

SHEET CAKES

Durable Item #	Product Description	Top Out Dimen.	Top In Dimen.	Bottom Dimen.	Vertical Depth	Ga.	Cap. (Fl. Oz.)	Rim Style	Case Lbs.	Case Cube	Case Pack
1200-35	1/4 size sheet cake	12-3/4" x 8-3/4"	12-1/8" x 8-1/8"	11-5/8" x 7-1/2"	1-11/16"	35	55	F.C.	6.5	1.1	100
1200-40	1/4 size sheet cake	12-3/4" x 8-3/4"	12-1/8" x 8-1/8"	11-5/8" x 7-1/2"	1-11/16"	40	55	F.C.	8.6	1.1	100
1200-45	1/4 size sheet cake	12-3/4" x 8-3/4"	12-1/8" x 8-1/8"	11-5/8" x 7-1/2"	1-11/16"	45	55	F.C.	9.0	1.1	100
P1200-100	1/4 size Dome Lid	12-3/4" x 8-3/4"	-	-	1-3/4"	-	-	-	2.6	0.8	100
P1288-100	1/4 size Dome Lid - High	12-3/4" x 8-3/4"	-	-	2-3/16"	-	-	-	9.0	0.8	100
7300-55	1/2 size sheet cake	17-5/8" x 12-13/16"	17-1/8" x 12-5/16"	16-7/16" x 11-5/8"	1-1/4"	55	116	F.C.	17.0	2.5	100
P7300-100	1/2 size Dome Lid	18-1/32" x 13-7/32"	-	-	2-1/4"	-	-	-	16.3	3.7	100



1200



P1200-100



7300



7300-100

LOAF PANS

Durable Item #	Product Description	Top Out Dimen.	Top In Dimen.	Bottom Dimen.	Vertical Depth	Ga.	Cap. (Fl. Oz.)	Rim Style	Case Lbs.	Case Cube	Case Pack
5000-30	1 Lb. Loaf	6-1/8" x 3-3/4"	5-9/16" x 3-1/4"	4-13/16" x 2-1/2"	2"	30	15	F.C.	10.8	2.5	500
P5000-500*	Dome Lid for 1 Lb. Loaf	6-3/8" x 3-7/8"	-	-	1-3/4"	-	-	-	9.0	2.9	500
5137-35	1-1/2 Lb. Loaf	8" x 4-1/4"	7-3/8" x 3-5/8"	6-3/4" x 3"	2-11/32"	35	29	F.C.	14.35	.99	500
P5137-500	Dome Lid for 1 1/2 Lb. Loaf	8.4" x 4.6"	-	-	1.3"	-	-	-	10	4.2	500
5100-35	2 Lb. Loaf	8-11/16" x 4-9/16"	8" x 3-7/8"	7-3/8" x 3-1/4"	2-3/8"	30	35	F.C.	15.8	3.5	500
P5100-500*	Dome Lid for 2 Lb. Loaf	9-1/4" x 5"	-	-	2"	-	-	-	11.2	3.2	500
5200-100	5 Lb. Loaf	12-17/32" x 6-1/2"	11-3/4" x 5-5/8"	10-3/8" x 4-1/4"	3-5/16"	40	80	F.C.	6.0	0.50	100
5200-200	5 Lb. Loaf	12-17/32" x 6-1/2"	11-3/4" x 5-5/8"	10-3/8" x 4-1/4"	3-5/16"	40	80	F.C.	19.0	1.9	200
5300-200	9"x 5" x 3" Loaf Pan	9-3/4" x 5-1/4"	9" x 4-5/8"	8 1/8" x 3-3/8"	3"	30	56	F.C.	6.0	2.68	200



5000



5100



P5100



5200

*Red, blue and green dome lids available.

BURNER & OVEN LINERS

Durable Item #	Product Description	Top Out Dimen.	Top In Dimen.	Bottom Dimen.	Vertical Depth	Ga.	Cap. (Fl. Oz.)	Rim Style	Case Lbs.	Case Cube	Case Pack
6000-1000	Round Gas Burner Liner	7-5/8"	-	-	1/2"	30	-	R.E.	20.0	1.1	1000
6100-1000	Square Gas Burner Liner	8-1/2" x 8-1/2"	-	-	1/2"	25	-	R.E.	21.0	1.0	1000
6200S	Sm. Elec. Burner Liner	6-1/8"	-	-	3/4"	25	-	R.E.	8.4	0.2	900
6200L	Lg. Elec. Burner Liner	8"	-	-	1"	25	-	R.E.	10.1	0.7	500
7100	Ovenliner	18-1/8" x 15-5/8"	17-1/2" x 15-1/2"	17-3/8" x 15-3/8"	3/8"	40	-	F.C.	12.0	3.5	150



6000




6100



6200L



6200S



7100

HANDLE CONTAINERS

Durable Item #	Product Description	Top Out Dimen.	Top In Dimen.	Bottom Dimen.	Vertical Depth	Ga.	Cap. (Fl. Oz.)	Rim Style	Case Lbs.	Case Cube	Case Pack
4911-50	Rect. Handle Roaster w/Rack	18" x 13-5/16"	16-5/8" x 11-7/8"	15-3/8" x 10-5/8"	2-5/8"	60	200	F.C.	19.1	3.3	50
7211-50	Oval Handle Roaster w/Rack	18-1/2" x 14"	17-1/4" x 12-3/4"	15-1/16" x 10-9/16"	3-3/8"	60	230	F.C.	22.9	3.3	50
7411-50	1/2 Steam Deep w/Handles	12-3/4" x 10-3/8"	11-3/4" x 9-3/8"	10-13/16" x 7-7/8"	2-9/16"	40	120	F.C.	16.3	2.3	50



4911-50



7211-50




7411-50

TRAYS & TRAY COVERS


Durable Item #	Product Description	Top Out Dimen.	Top In Dimen.	Bottom Dimen.	Vertical Depth	Ga.	Cap. (Fl. Oz.)	Rim Style	Case Lbs.	Case Cube	Case Pack
12LS	12" Lazy Susan	12"	11-1/4"	10"	9/16"	70	-	FC	6.00	0.85	50
16LS	16" Lazy Susan	16"	15-1/4"	14"	13/16"	80	-	FC	11.00	1.45	50
18LS	18" Lazy Susan	18"	17-1/4"	16"	15/16"	100	-	FC	18.00	1.80	50
12FT	12" Flat Serving Tray	12"	11-1/4"	10"	9/16"	80	-	FC	7.00	0.85	50
16FT	16" Flat Serving Tray	16"	15-1/4"	14"	13/16"	100	-	FC	13.60	1.45	50
18FT	18" Flat Serving Tray	18"	17-1/4"	16"	15/16"	120	-	FC	21.00	1.80	50
12DL	Plastic Dome Lid (12LS,12FT)	12-9/16"	-	-	2-1/2"	-	-	-	5.00	2.00	50
16DL	Plastic Dome Lid (16LS,16FT)	16-9/16"	-	-	2-1/2"	-	-	-	9.90	4.34	50
18DL	Plastic Dome Lid (18LS,18FT)	18-9/16"	-	-	2-1/2"	-	-	-	11.00	4.50	50



12LS



12FT




12DL



16LS



16FT




16DL



18LS



18FT



18DL

NOTE: Some above cater tray items are available in 25 count packs

BOARD LIDS & DOME LIDS

Item #	Fits Durable Item	Case Lbs.	Case Cu.	Case Pack
ROUNDS				
L270-500	Board Lid for 7" Round	10.25	0.4	500
P270-500	Dome Lid for 7" Round	9.00	1.2	500
P277-500	Dome Lid for 7" Round w/Spoke Pattern	9.00	1.2	500
L280-500	Board Lid for 8" Round	13.25	0.5	500
P280-500	Dome Lid for 8" Round w/Spoke Pattern	11.50	1.3	500
L290-500	Board Lid for 9" Round	16.25	0.6	500
P290-500	Dome Lid for 9" Round	14.50	1.4	500
P299-500	Dome Lid for 9" Round w/Spoke Pattern	14.5	1.4	500
L260-250	Board Lid for 10" Round	6.0	0.7	250

OBLONGS

L250-500	Board Lid for 250,230, 258	12.75	0.3	500
P250-500	Dome Lid for 250,230, 258	9.25	0.7	500
L220-1000	Board Lid for 1# Oblong	12.00	0.3	1000
P220-1000	Dome Lid for 1# Oblong	9.00	0.7	1000
L210-500	Board Lid for 3 Comp.	16.25	0.4	500
P210-500	Dome Lid for 3 Comp.	9.00	1.3	500
L245-500	Board Lid for 245	8.00	0.2	500
P245-500	Dome Lid for 245	5.25	0.5	500
L240-250	Board Lid for 4# Oblong	14.00	0.5	250
P240-250	Dome Lid for 4# Oblong	9.25	0.9	250
L255-250	Board Lid for 5# Oblong	16.00	0.4	250
L540-500	Board Lid for 3# Oblong (12-5/16" x 6-3/16")	25.00	1.0	500

SPECIALTY CONTAINERS

Durable Item #	Product Description	Top Out Dimen.	Top In Dimen.	Bottom Dimen.	Vertical Depth	Ga.	Cap. (Fl. Oz.)	Rim Style	Case Lbs.	Case Cube	Case Pack
1500-30	6-Cup Muffin Pan	9-7/8" x 6-1/2"	9-1/2" x 6-1/4"	8-1/4" x 5-1/8"	1-1/2"	30	3.2/cup	F.C.	10.3	3.5	500
1544-30	4-Cup Mini Muffin Pan*	6-1/8" x 6-1/8"	5-5/8" x 5-5/8"	-	1-1/8"	30	2.0	F.C.	20	3.5	1000
3000-30	Deluxe Broiler Tray	13" x 9-1/8"	11-5/8" x 8-5/8"	10-3/4" x 7-7/8"	1-3/8"	30	33.1	F.C.	26.1	5.5	500
3200-30	Mini Broiler Tray	8-3/4" x 6-1/4"	8" x 5-1/2"	7-1/2" x 5"	1-3/8"	30	23.5	F.C.	16.2	2.5	500
4600-30	Mini Casserole Pan	8-9/16" x 5-5/8"	8" x 5-1/4"	7-3/16" x 4-3/8"	1-5/8"	30	22.0	F.C.	13.0	1.2	200
8100-20	Potato Shell	4-15/16" x 2-7/16"	4-5/8" x 2-1/16"	3-7/8" x 1-3/4"	27/32"	20	2.7	F.C.	4.8	0.7	1000
7200-100	Grill Topper	16-1/8" x 11-5/8"	15-3/32" x 10-5/16"	14-27/32" x 10-1/6"	25/32"	45	-	F.C.	15.2	2.9	100
9101X	9" Square Cake Pan	8-3/4" x 8-3/4"	8" x 8"	7-1/8" x 7-1/8"	1-3/4"	30	42.0	F.C.	20.0	3.5	500
9201 X	Holiday 2-1/4# Oblong w/Dome	8-7/16" x 5-15/16"	7-15/16" x 5-7/16"	7" x 4-1/2"	1-13/16"	30	36.1	I.V.C.	20.0	4.5	100/100
9302X	Holiday 1Lb. Loaf w/Dome	5-9/16" x 4-9/16"	5-1/16" x 4-1/16"	4-5/16" x 3-5/16"	1-5/8"	30	15.0	F.C.	3.22	4.5	100/100
9401P	Holiday Loaf w/Dome	8-7/16" x 4-5/16"	7-15/16" x 3-13/16"	7-3/8" x 3-1/4"	2-1/4"	45	28.0	F.C.	4.75	5.2	100/100
9701V	Heart Pan	9-1/8" x 9-5/8"	8-3/8" x 8-3/8"	8-1/8" x 8-1/8"	1-1/2"	30	39.5	F.C.	4.5	1.0	100
P9701V	Lg. Heart Dome Lid	9-1/8" x 9-5/8"	-	-	1-1/2"	-	-	-	5.0	1.7	100
9700-100SL	Silver Heart Pan	9-1/8" x 9-5/8"	8-3/8" x 8-3/8"	8-1/8" x 8-1/8"	1-1/2"	30	39.5	F.C.	4.5	1.16	100
9501X-C50	X-Mas Tree Pan w/Dome Lid Combo	11-13/32" x 9-1/8"	10-5/16" x 8-21/32"	9-8/9" x 7-1/2"	1-1/2"	35	36.0	F.C.	17	1.01	50



1500



1544




3000



3200



4600



7200-100



8100



9101X



9201X



9302X



9401P



9501X-C50



9701V

*Non stock item

BLACK DIAMOND CONTAINERS

Durable Item #	Product Description	Top Out Dimen.	Top In Dimen.	Bottom Dimen.	Vertical Depth	Cap. (Fl. Oz.)	Rim Style	Case Lbs.	Case Cube	Case Pack
9220-PT-100	Mini Black & Gold Side Dish w/Dome lid	6-1/4" x 4-3/8"	5-3/4" x 3-3/4"	5-3/8" x 3-1/2"	1-3/4"	16	F.C.	5.7	0.83	100
9331-PT-100	Small Black & Gold Entrée w/Dome lid	8-3/16" x 6-3/16"	7-1/2" x 5-1/2"	7-3/16" x 5-3/16"	1-1/4"	23.3	F.C.	10	1.17	100
9442-PT-50	Medium Black & Gold Entrée w/Dome lid	9-3/4" x 7-3/4"	8-15/16" x 6-15/16"	8-9/16" x 6-1/2"	1-3/4"	47.4	F.C.	8	1.535	50
9553-PT-50	Large Black & Gold Entrée w/Dome lid	11-1/4" x 8-7/8"	10-7/16" x 8-1/16"	10" x 7-5/8"	1-3/4"	64.6	F.C.	11	1.67	50
9664-PT-25	Rect. Black & Gold Family Size Entrée w/Dome lid	14-1/2" x 9-3/4"	12-3/4" x 8-15/16"	11-7/8" x 8-1/8"	1-7/8"	108	F.C.	8.25	1.9	25
9331-OPS-100	Small Black & Gold Entrée w/OPS Dome lid	8-3/16" x 6-3/16"	7-1/2" x 5-1/2"	7-3/16" x 5-3/16"	1-1/4"	23.3	F.C.	11	1.17	100
9442-OPS-50	Medium Black & Gold Entrée w/OPS Dome lid	9-3/4" x 7-3/4"	8-15/16" x 6-15/16"	8-9/16" x 6-1/2"	1-3/4"	47.4	F.C.	9	1.535	50
9553-OPS-50	Large Black & Gold Entrée w/OPS Dome lid	11-1/4" x 8-7/8"	10-7/16" x 8-1/16"	10" x 7-5/8"	1-3/4"	64.6	F.C.	12	1.67	50
P9399-150	Small PET Flat lid	8-1/2" x 6-1/2"	-	-	1/4"	-	-	7	1.47	150
P9499-150	Medium PET Flat lid	10-1/4" x 8-1/4"	-	-	1/4"	-	-	10.5	1.16	150



9220-PT-100



9331-PT-100



9442-PT-50



9553-PT-50



9664-PT-25

SILVER SERIES CONTAINERS

Durable Item #	Product Description	Top Out Dimen.	Top In Dimen.	Bottom Dimen.	Vertical Depth	Cap. (Fl. Oz.)	Rim Style	Case Lbs.	Case Cube	Case Pac
9220-SL-100	Mini Silver Side Dish w/Dome lid	6-1/4" x 4-3/8"	5-3/4" x 3-3/4"	5-3/8" x 3-1/2"	1-3/4"	16	F.C.	5.7	0.83	100
9331-SL-100	Small Silver Entrée w/Dome lid	8-3/16" x 6-3/16"	7-1/2" x 5-1/2"	7-3/16" x 5-3/16"	1-1/4"	23.3	F.C.	10	1.17	100
9442-SL-50	Medium Silver Entrée w/Dome lid	9-3/4" x 7-3/4"	8-15/16" x 6-15/16"	8-9/16" x 6-1/2"	1-3/4"	47.4	F.C.	8	1.535	50
9553-SL-50	Large Silver Entrée w/Dome lid	11-1/4" x 8-7/8"	10-7/16" x 8-1/16"	10" x 7-5/8"	1-3/4"	64.6	F.C.	11	1.67	50
9664-SL-25	Rect. Silver Family Size Entrée w/Dome lid	14-1/2" x 9-3/4"	12-3/4" x 8-15/16"	11-7/8" x 8-1/8"	1-7/8"	108	F.C.	8.25	1.9	25



9220-SL-100



9331-SL-100



9442-SL-50



9553-SL-50



9664-SL-25

*Above items are available in Bulk Packs upon request.

NOW MANUFACTURING... ... PINCH BOTTOM BAGS

NEW NEW NEW NEW NEW NEW NEW NEW



- Bread Bags with Clear Poly Window • Natural Grease Resistant • French Fry Bags • Sandwich Bags
- White Grease Resistant • Natural Paper with Clear Poly Window • Hot Dog Bags • Double Open Bags
- Foil Laminated Paper • White Paper with Clear Poly Window • Prints in 1 - 4 Color Designs



750 Northgate Parkway / Wheeling, Illinois 60090
 P: 847 541 4400 F: 847 541 8360
 sales@durablepackaging.com www.durablepackaging.com