



Catering Products

Hexquisite® Trays

Food with As Much Style As Taste

The Hexquisite® catering system is designed to serve both style and performance at the table. It's a collection of glossy black hexagon-shaped plastic trays and bowls that interlock, making a variety of elegant honeycomb arrangements possible.

Safe Travels

Their high impact material, combined with an angled design, resist flexing in transit to the big event. And stacked trays lock in position on the lids to reduce sliding the sandwiches while on the road.

Domes Do Double Duty

High-clarity domes make every dish an attraction. And nothing whets the appetite like a beautiful presentation! Canapés and crudités, cold cuts and cheese cubes, cookies and cannolis are a mouth-watering mosaic. And the domes can be used as risers or inverted to hold ice.



Hexquisite catering trays and bowls work with the Dual Color container line to build eye-catching displays.



Features

Benefits

Strong, High Impact Material

Resists flexing and cracking.

Stronger Domes

Support more stacking weight.

Stacking Feature

Stacked base locks in to dome, reducing sliding during transport.

Easy On, Easy Off Domes

Help prevent food disturbance and lessen the chance of cracking during removal.

High Clarity Domes

Maximize food presentation.

"Interlocking" Hexagonal Design

Allows for a variety of table layouts in a compact space and creates a unique look to presentation.

Versatile Domes

Serve as risers or ice chests when placed under trays.

Catering Products

ClearView™ SmartLock® Dual Color Containers



Containers That Click with Customers

People on the go or on the job extra hours can reach for a quick lunch on the run or at the desk in ClearView™ SmartLock® Dual Color Containers. These attractive, clear-dome, black-base containers come in a variety of shapes and sizes to extend your options for merchandising with Hexquisite® catering goods. The “click” lets you know they’re securely closed to help prevent spills. And they stay closed to help keep food fresh as well as protected.

Dual Color Containers are perfect for salads, sides, sauces, sandwiches, fresh fruit and all your catering needs.

Features

Benefits

SmartLock® Closure System	Easy to close. Aids in employee efficiency.
Audible Click Closure	Indicates a positive close. Helps maintain freshness.
Secure Closure	Helps resist leaks.
Durable Hinge	Flexible enough for easy closure. Resists breaking.
Positively Stackable	Added strength for more secure stacking, enhancing merchandising.
Smooth Panels	Allow for easy labeling.

Catering Products

SmartLock® Caterware®, Eclipse® Tray & Shrimp Server

Damage Control

The SmartLock® closure is available on sizes 12", 16" & 18" both flat and lazy susan trays. This feature enables the dome to securely attach to the base even if the dome cracks. The bases and lids also interlock—providing superior stacking capabilities.

SmartLock® Plastic Trays make a dramatic statement at the table with their black, glossy finish and contemporary, upscale styling. Paired with great food, they become elegant entertainers at any event. They're strong enough for maximum support and a disposable, cost-effective alternative to china.

Dress for the Party

Pactiv's Eclipse Tray offers operators a scalloped rim to meet the needs of many applications.

Showcase the Shrimp

Our Caterware® Eclipse Shrimp Server shows off the ever-popular appetizers while it improves portion control with a unique counting feature that makes it easy to serve up exactly 30 shrimp. Operators save time and money on the popular shrimp cocktail!



Features

Benefits

Wide Variety of Sizes, Shapes and Designs

Provides a tray for every application.

Cost Effective

Economical alternative to permanentware.

Strong, High Impact Material

Provides optimal support.

High-Gloss Black Finish

Gives a contemporary, upscale appearance.

SmartLock Closure (excludes Eclipse® Trays)

Maintains a secure closure even if the dome is damaged. Ideal for rework.

Counting Feature (Shrimp Server)

Improves portion control and facilitates product placement.

Internal Drip Ledge (Shrimp Server)

Helps keep moisture in and prevent liquids from running down the side of the container.

Catering Products

Aluminum Deluxe Caterware® Trays



Put Out the Silverware

What looks like sterling silver etched with a tapestry pattern but offers the convenience and economy of disposability? Aluminum Deluxe Embossed and Printed Serving Trays. Traditional round, divided lazy susan, oval and oblong shapes shine like the good stuff and set the standard for fine catering. They're ideal for both hot and cold applications.

The Aluminum line includes complementary Caterbowl® Shells in two sizes, to hold seafood, pasta, potato and gelatin salads.

Features

Benefits

Wide Variety of Sizes, Shapes and Designs

Provides a tray for every application.

Upscale Aluminum Design

Simulates the look of silver with disposable convenience.

Strong Heavy Gauge Aluminum

Provides needed strength and durability.

Heat Stable

Allows hot foods to be displayed at or held to temperature without compromising the integrity of the tray.

Recyclable

Easily recycled with other aluminum items.

Cost Effective

Produces labor savings, quick cleanup.

Catering Products

Signature® Steam Table Pans

Full Steam Ahead

Buffets present an upscale image when food is served in Signature® Steam Table Pans with matching gold covers.



Their black-and-gold styling is elegant compared to typical aluminum steam table permanentware that looks as though it just came from the kitchen. They can be placed on a chafing rack or warming table. And they're an economical alternative, too, when you factor in the savings in cash investment and the disposability.



Features

Benefits

Black and Gold Base

Presents an upscale image.

Gold Covers

Coordinate with bases for a complete presentation.

Cost Effective

Disposability and convenience creates labor savings with speedy cleanup.

Sturdy Aluminum Material

Provides strength and durability.

Versatile

Prepare, bake, store, transport and serve in one container. Use on chafing rack or warming table.

Recyclable

Easily recycled with other aluminum items.

Catering Products

Caterware® Caterbowls®, Utensils & Egg Insert

Black Tie Required

Caterbowl® Serving Bowls, formally attired in gloss black, are the appropriate accompaniment to the entire Caterware® line. They can stand alone or fit in the center of a lazy susan. Portion-size *Caterbowls* hold pickles, olives, dips and condiments.



Caterware Catermate® Utensils are designed as accessories to *Caterware* trays, bowls and steam table pans and include matching serving spoons, forks and tongs.



Display and merchandise deviled eggs in Pactiv's *Caterware Egg Insert*, which is also great for other hors d'oeuvres, such as stuffed mushrooms, that need to nest. The 24-count insert is designed to fit into our 12-inch trays.*



Features Benefits

Caterbowl Serving Bowls

High-Gloss Black Finish	Complements entire line of <i>Caterware</i> products.
Wide Bases	Provide stability and resists tipping.
Full Snap Closure	Secures lid and creates a leak-resistant seal.
Stacked Bowls Lock in to Domes	Reduces sliding during transport.
Variety of Sizes	Provides a bowl for several applications.

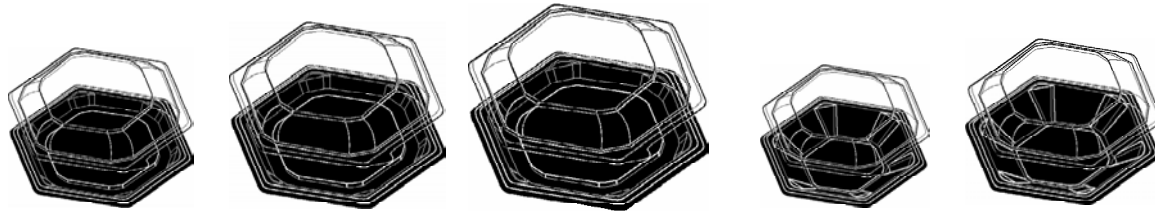
Caterware Egg Insert

Works with Existing Catering Trays*	Provides a cost-effective egg packaging option.
Elegant Presentation	Improves merchandising of food, promoting impulse sales.
Secure Fit	Helps prevent product damage during handling.
Versatile	Insert can also be used for hors d'oeuvres such as stuffed mushrooms or canapés.

*The 24-count *Egg Insert* fits Pactiv's 12-inch catering trays, item numbers 9512KWP and 94412KWP.

Product Specifications

Hexquisite® Trays



966012KWP

966016KWP

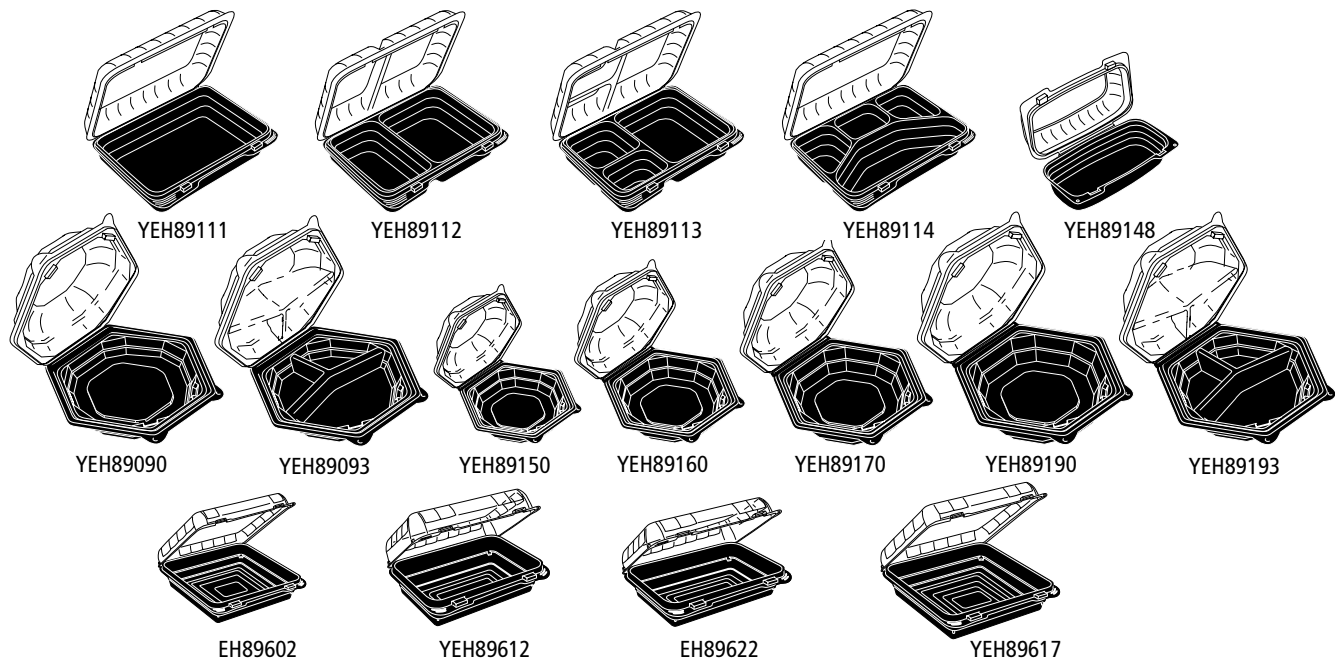
966018KWP

966512KWP

966516KWP

Item Number	Description	Capacity	Case Cube	Case Wt. (lbs.)	Sleeve	Case Pack	Cases/ Unit Load
966012KWP	12" Black Tray w/Dome	—	2.20	8.35	1/25 ea.	25 ea.	27
966016KWP	16" Black Tray w/Dome	—	3.22	15.31	1/25 ea.	25 ea.	13
966018KWP	18" Black Tray w/Dome	—	3.86	19.84	1/25 ea.	25 ea.	12
966512KWP	5 lb. (12") Black Bowl w/Dome	5 lb./80 oz.	2.49	11.12	1/25 ea.	25 ea.	18
966516KWP	10 lb. (16") Black Bowl w/Dome	10 lb./160 oz.	3.00	15.52	1/25 ea.	25 ea.	18

ClearView™ SmartLock® Dual Color Containers



YEH89111

YEH89112

YEH89113

YEH89114

YEH89148

YEH89090

YEH89093

YEH89150

YEH89160

YEH89170

YEH89190

YEH89193

EH89602

YEH89612

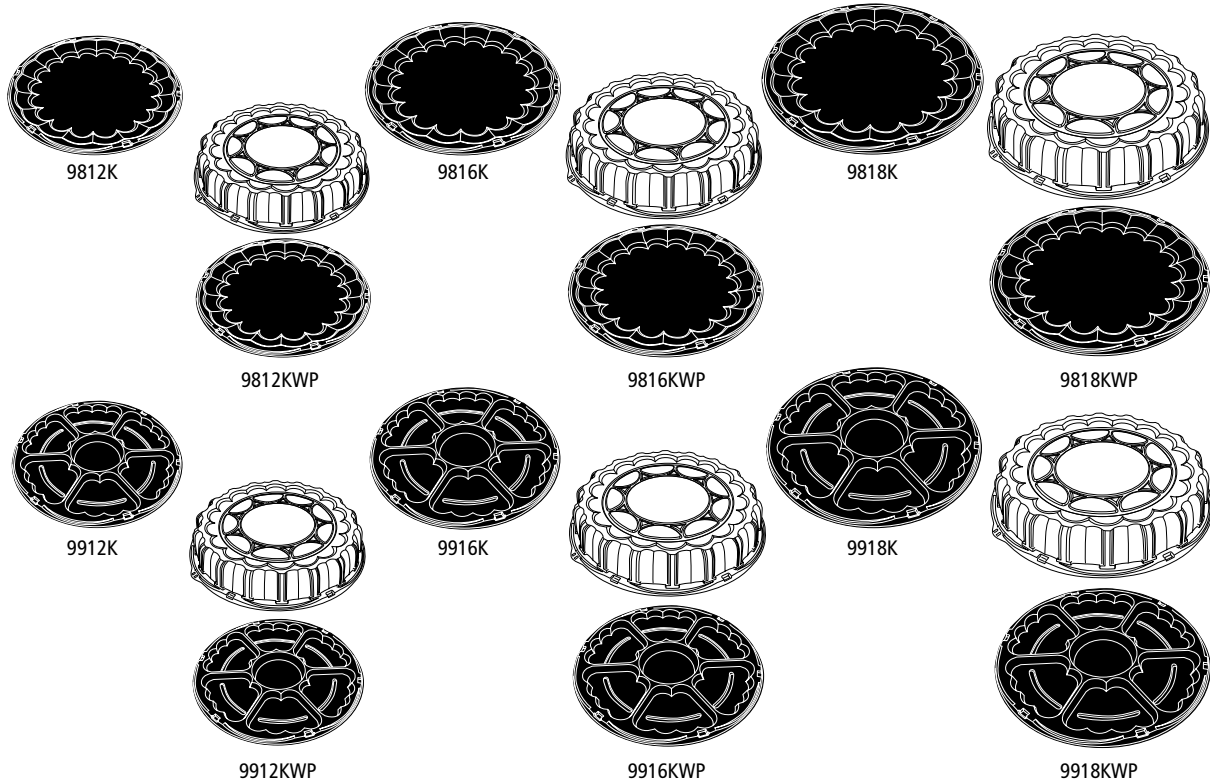
EH89622

YEH89617

Product Number	Description	Capacity (fl. oz.)	Dimensions (in inches)	Cube	Case Wt.	Sleeve	Case Pack	Cases/ Unit Load
YEH89111	1-Compartment Dual Color Container	45	10 3/4 x 8 x 3 1/4	2.40	22.00	1/125	125	24
YEH89112	2-Compartment Dual Color Container	36/24	10 3/4 x 8 x 3 1/4	2.40	22.00	1/125	125	24
YEH89113	3-Compartment Dual Color Container	36/12/8	10 3/4 x 8 x 3 1/4	2.40	22.00	1/125	125	24
YEH89114	4-Compartment Dual Color Container	24/7/7/3	10 3/4 x 8 x 3 1/4	2.40	22.00	1/125	125	24
YEH89148	Small Dual Color Hoagie Container	--	8 1/2 x 4 1/2 x 3 1/4	2.65	14.60	2/120	240	20
YEH89090	9" DC Hexware™ Hinged Lid Cont. (Shallow)	38	9 x 3	3.27	14.80	1/110	110	16
YEH89093	9" DC Hexware™ 3-Cmpt. Hinged Lid Cont. (Shallow)	22/6/6	9 x 3	3.27	14.80	1/110	110	16
YEH89150	5" DC Hexware™ Hinged Lid Container	9	5 x 3	3.36	12.31	4/75	300	16
YEH89160	6" DC Hexware™ Hinged Lid Container	15	6 x 3	1.86	6.96	2/60	120	27
YEH89170	7" DC Hexware™ e Hinged Lid Container	22.5	7 1/2 x 3	2.32	8.70	3/40	120	24
YEH89190	9" DC Hexware™ Hinged Lid Container	38	9 x 3	3.26	14.75	1/110	110	16
YEH89193	9" DC Hexware™ 3-Cmpt. Hinged Lid Container	22/6/6	9 x 3	3.26	14.75	1/110	110	16
EH89602	Small Snack Box	18	5 7/8 x 6 1/3 x 2 1/4	2.38	13.82	2/100	200	24
YEH89612	Medium Snack Box (Shallow)	--	5 3/4 x 7 7/8 x 2 1/4	2.35	15.80	4/50	200	24
EH89622	Medium Snack Box (Deep)	--	5 3/4 x 7 7/8 x 3	2.76	15.99	2/100	200	20
YEH89617	Large Snack Box	--	7 13/16 x 8 x 2 1/4	2.02	13.15	1/135	135	30

Product Specifications

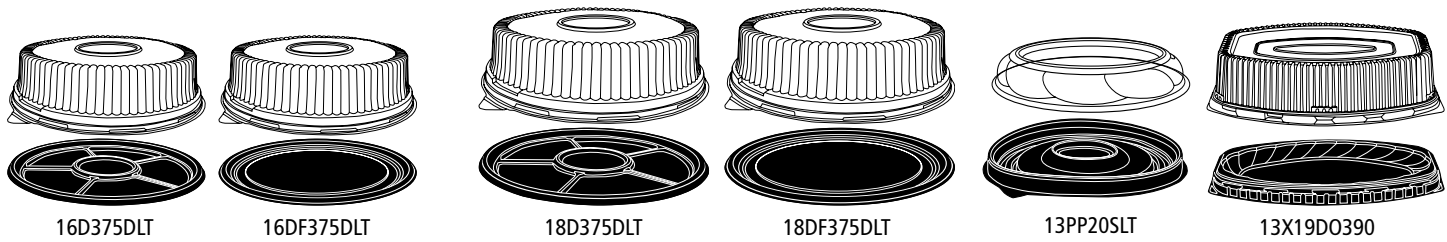
SmartLock® Caterware® Trays



Product Number	Description	Dome Height (in inches)	Case Cube	Case Weight	Sleeve	Case Pack
Scalloped Rim Flat Trays						
9812K	12" dia. Black Plastic SmartLock® Tray. Fits P9812		1.10	9.92	1/50	50
9816K	16" dia. Black Plastic SmartLock® Tray. Fits P9816		1.72	16.75	1/50	50
9818K	18" dia. Black Plastic SmartLock® Tray. Fits P9818		2.28	20.92	1/50	50
9812KWP	12" dia. Black Plastic SmartLock® Tray w/Dome. (P9812)		1.37	8.69	1/25 ea.	25 ea.
9816KWP	16" dia. Black Plastic SmartLock® Tray w/Dome. (P9816)		2.33	13.39	1/25 ea.	25 ea.
9818KWP	18" dia. Black Plastic SmartLock® Tray w/Dome. (P9818)		2.80	16.73	1/25 ea.	25 ea.
Lazy Susan Trays						
9912K	12" dia. Black Plastic SmartLock® Lazy Susan 6 Compartment Tray. Fits P9812.		1.13	9.69	1/50	50
9916K	16" dia. Black Plastic SmartLock® Lazy Susan 6 Compartment Tray. Fits P9816.		1.59	14.77	1/50	50
9918K	18" dia. Black Plastic SmartLock® Lazy Susan 6 Compartment Tray. Fits P9818.		2.25	20.49	1/50	50
9912KWP	12" dia. Black Plastic SmartLock® Lazy Susan 6 Compartment Tray w/Dome. (P9812)		1.39	8.23	1/25 ea.	25 ea.
9916KWP	16" dia. Black Plastic SmartLock® Lazy Susan 6 Compartment Tray w/Dome. (P9816)		2.35	12.33	1/25 ea.	25 ea.
9918KWP	18" dia. Black Plastic SmartLock® Lazy Susan 6 Compartment Tray w/Dome. (P9818)		2.91	16.72	1/25 ea.	25 ea.
Caterware® Clear Plastic Domes						
P9812	12" dia. Clear Plastic Dome Lid. Fits 9812K, 9812KWP, 9912K, 9912KWP.	3 1/2	1.45	5.97	1/50	50
P9816	16" dia. Clear Plastic Dome Lid. Fits 9816K, 9816KWP, 9916K, 9916KWP.	3 1/2	2.00	10.76	1/50	50
P9818	18" dia. Clear Plastic Dome Lid. Fits 9818K, 9818KWP, 9918K, 9918KWP.	4.0	2.37	12.01	1/50	50

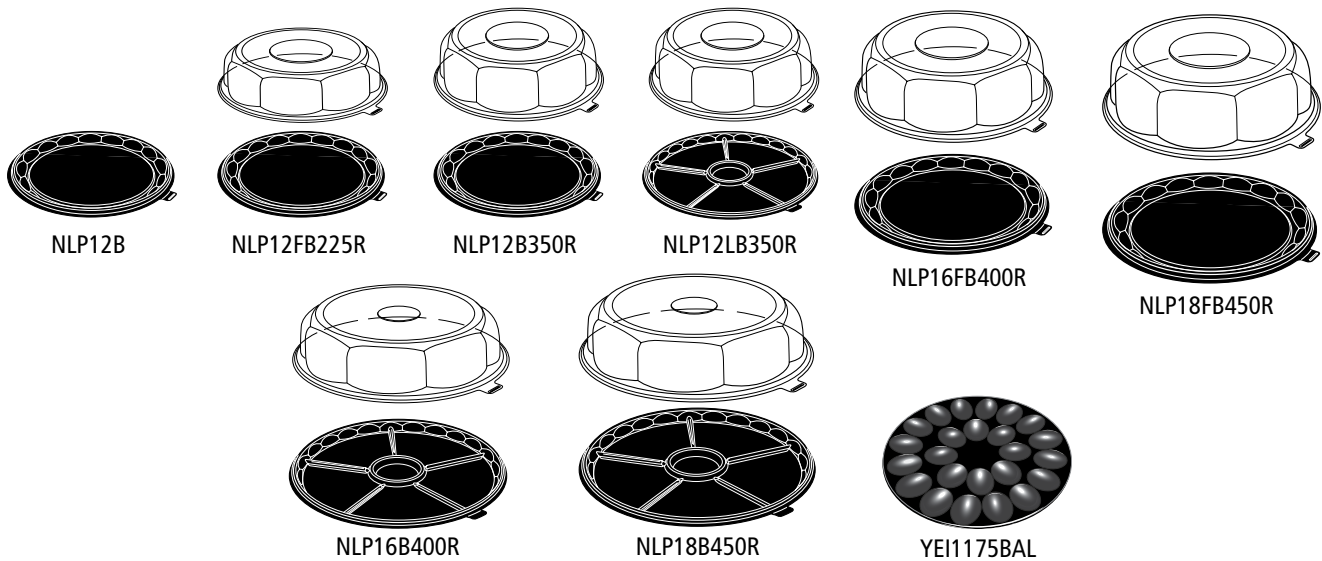
Product Specifications

Round Fluted Entertainware™ Party Platters



Product Number	Description	Dimensions (in inches)	Case Cube	Weight	Case Pack
Round Fluted Party Platters					
16D375DLT	16" Round 3 3/4" Deep Fluted Tabbed Dome w/Black Lazy Susan 6-Cmpt. Base	16 1/2 x 3 3/4	2.60	12.00	25 Combo
16DF375DLT	16" Round 3 3/4" Deep Fluted Tabbed Dome w/Black Flat Base	16 1/2 x 3 3/4	2.60	12.00	25 Combo
18D375DLT	18" Round 3 3/4" Deep Fluted Tabbed Dome w/Black Lazy Susan 6-Cmpt. Base	18 1/2 x 3 3/4	3.30	15.00	25 Combo
18DF375DLT	18" Round 3 3/4" Deep Fluted Tabbed Dome w/Black Flat Base	18 1/2 x 3 3/4	3.30	17.00	25 Combo
Round Swirl Party Platter					
13PP20SLT	12" Round 2" Deep Swirl Tabbed Leak Resistant Dome w/Black Base w/Standard 8 oz. Deli Cup Dip Holder	12 4/7 x 2	4.00	15.00	50 Combo
Oval Party Platter					
13X19D0390	Oval 4" Deep Fluted Dome w/Black Swirl Base	19 x 12 3/5 x 3 9/10	4.50	17.00	35 Combo

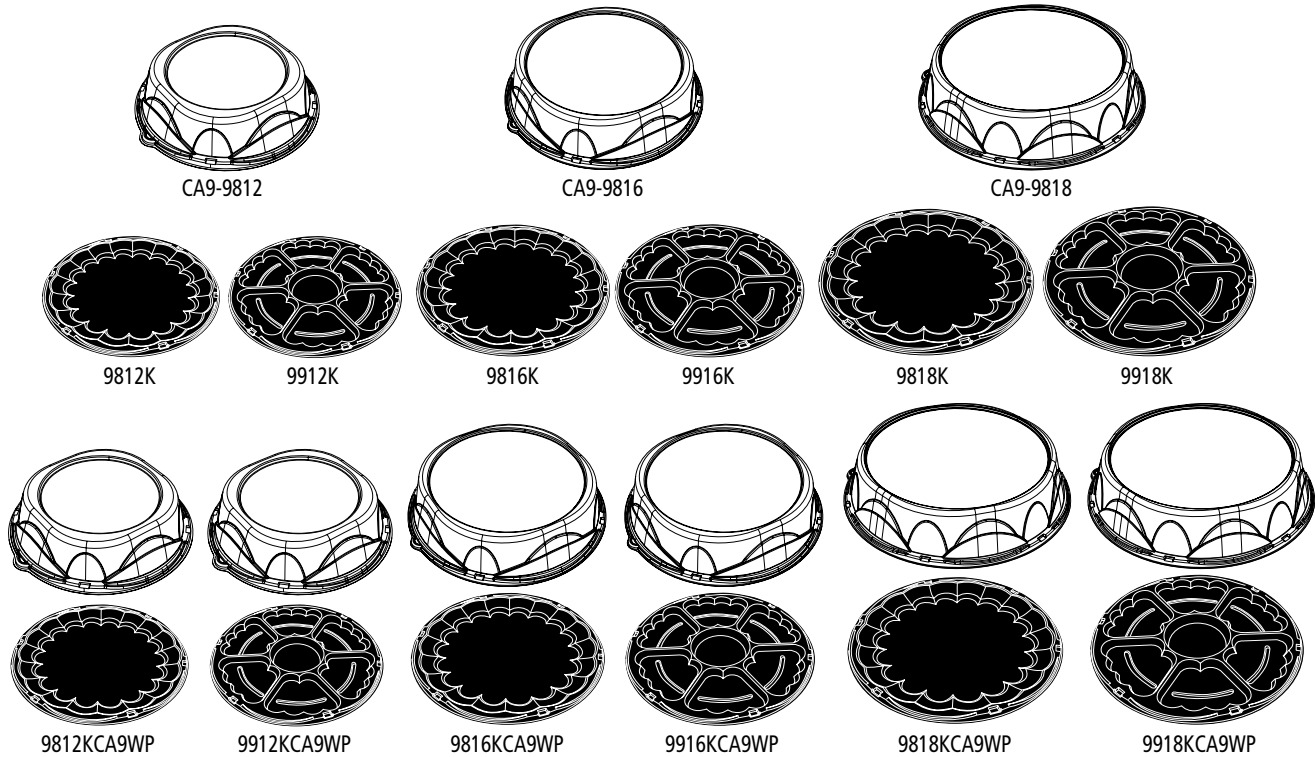
APET RoseDome® Caterware®



Product Number	Description	Diameter	Case Pack	Case Weight	Case Cube
YNLP12B	12" Black Flat Cater Tray Base	12"	50	10.08	1.32
YNLP12FB225R	2.25" RoseDome™ with 12" Flat Black Base - Combo Pack	12"	25	9.58	1.83
YNLP12B225R50	2.25" RoseDome™ with 12" Lazy Susan Black Base - Combo Pack	12"	50	17.05	3.05
YNLP12B350R	3.5" RoseDome™ with 12" Flat Black Base - Combo Pack	12"	25	9.83	1.86
YNLP12LB350R	3.5" RoseDome™ with 12" Lazy Susan Black Base - Combo Pack	12"	25	10.51	1.83
YNLP16FB400R	4" RoseDome™ with 16" Flat Black Base - Combo Pack	16"	25	18.07	2.92
YNLP16B400R	4" RoseDome™ with 16" Lazy Susan Black Base - Combo Pack	16"	25	16.07	2.97
NLP187C325R	3.25" RoseDome™ with 18" 7 Compartment Lazy Susan Base - Combo Pack	18"	25	33.48	4.13
YNLP18FB450R	4.5" RoseDome™ with 18" Flat Black Base - Combo Pack	18"	25	22.68	4.07
NLP18B450R	4.5" RoseDome™ with 18" Lazy Susan Black Base - Combo Pack	18"	25	21.15	4.13
Caterware® Egg Insert					
YEI1175BAL	24 Count Black Plastic Egg Insert Tray. (Fits all 12" Caterware® Trays)	12"	50	5.21	0.34

Product Specifications

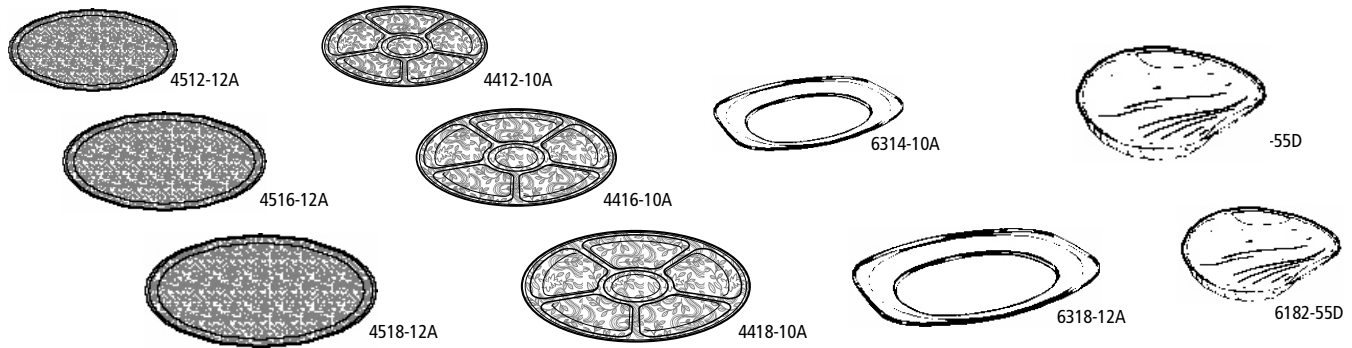
APET SmartLock® Caterware® Domes & HIPS Trays



Product Number	Description	Dome Height	Case Cube	Case Weight	Sleeve	Case Pack	Cases/ Unit Load
Domes							
CA9-9812	12" dia. Clear APET Caterware® Dome Lid. Fits 9812K, 9912K	3"	1.15	9.75	50	50	
CA9-9816	16" dia. Clear APET Caterware® Dome Lid. Fits 9816K, 9916K	3.5"	2.10	17.64	50	50	
CA9-9818	18" dia. Clear APET Caterware® Dome Lid. Fits 9818K, 9918K	4"	2.64	22.39	50	50	
Bases		Base Depth					
9812K	12" dia. Black Plastic SmartLock® Flat Tray	15/16"	1.10	9.92	50	50	45
9816K	16" dia. Black Plastic SmartLock® Flat Tray	15/16"	1.72	16.75	50	50	30
9818K	18" dia. Black Plastic SmartLock® Flat Tray	15/16"	2.28	20.92	50	50	20
9912K	12" dia. Black Plastic SmartLock® Lazy Susan 6-Cmpt. Tray	1 7/32"	1.13	9.69	50	50	45
9916K	16" dia. Black Plastic SmartLock® Lazy Susan 6-Cmpt. Tray	1 7/32"	1.59	14.77	50	50	16
9918K	18" dia. Black Plastic SmartLock® Lazy Susan 6-Cmpt. Tray	1 13/32"	2.25	20.49	50	50	20
Combo Packs		Base Depth					
9812KCA9WP	12" dia. Black Plastic SmartLock® Flat Tray w/APET Dome Lid (CA9-9812)	15/16"	1.34	9.52	1/25	25	36
9816KCA9WP	16" dia. Black Plastic SmartLock® Flat Tray w/APET Dome Lid (CA9-9816)	15/16"	2.30	17.33	1/25	25	24
9818KCA9WP	18" dia. Black Plastic SmartLock® Flat Tray w/APET Dome Lid (CA9-9818)	15/16"	2.76	22.39	1/25	25	16
9912KCA9WP	12" dia. Black Plastic SmartLock® Lazy Susan 6-Cmpt. Tray w/APET Dome Lid (CA9-9812)	1 7/32"	1.37	9.15	1/25	25	36
9916KCA9WP	16" dia. Black Plastic SmartLock® Lazy Susan 6-Cmpt. Tray w/APET Dome Lid (CA9-9816)	1 7/32"	2.32	17.33	1/25	25	16
9918KCA9WP	18" dia. Black Plastic SmartLock® Lazy Susan 6-Cmpt. Tray w/APET Dome Lid (CA9-9818)	1 13/32"	2.87	22.38	1/25	25	16

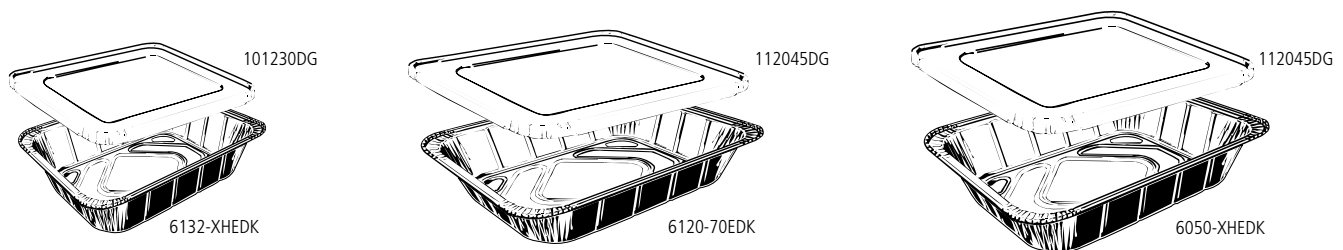
Product Specifications

Aluminum Deluxe Caterware® Trays



Item Number	Description	Case Cube	Case Weight (lbs.)	Case Pack
4512-12A	12" Embossed Tray (fits P4412SS, P4412S, P4412 Domes)	0.93	8.54	50
4516-12A	16" Embossed Tray (fits P4416Z, P4416 Domes)	1.67	14.79	50
4518-12A	18" Embossed Tray (fits P4418Z, P4418 Domes)	2.00	17.92	50
4412-10A	12" Embossed Lazy Susan (fits P4412SS, P4412S, P4412 Domes)	0.93	7.55	50
4416-10A	16" Embossed Lazy Susan (fits P4416Z, P4416 Domes)	1.59	13.13	50
4418-10A	18" Embossed Lazy Susan (fits P4418Z, P4418 Domes)	2.05	17.94	50
6314-10A	14" x 10" Embossed Oval Tray (fits P6314 Dome)	0.75	7.73	50
6318-12A	18" x 12" Embossed Oval Tray (fits P6318 Dome)	1.74	15.79	50
6174-55D	Caterbowl® Shell - 14" x 12" x 2 1/2" (fits P6174 Dome)	1.17	4.03	25
6182-55D	Caterbowl Jr. Shell - 12" x 10" x 2 1/2" (fits P6182 Dome)	.73	2.93	25

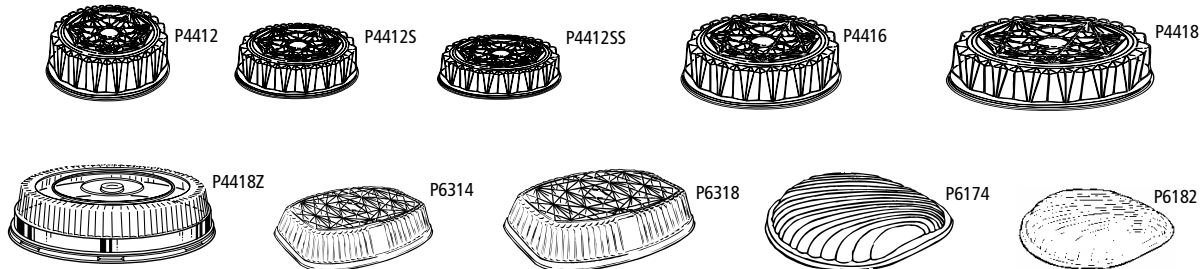
Signature® Steam Table Pans



Item Number	Description	Capacity (oz.)	Dimensions (inches)	Case Cube	Case Weight (lbs.)	Case Pack
6132-XHEDK	Deep Black/Gold Foil Half Steam Table Base	120.0	12 3/4 x 10 3/8 x 3 1/16	2.11	11.90	100
6120-70EDK	Medium Black/Gold Foil Full Steam Table Base	228.8	20 3/4 x 12 13/16 x 2 3/16	2.11	16.31	50
6050-XHEDK	Deep Black/Gold Foil Full Steam Table Base	346.0	20 3/4 x 12 13/16 x 3 3/8	2.57	18.30	50
101230DG	Gold Foil Cover for Half Steam Table Pan	—	12 13/16 x 10 7/8 x 3/8	.92	5.54	100
112045DG	Gold Foil Cover for Full Steam Table Pans	—	20 13/16 x 12 7/8 x 3/8	1.14	8.30	50

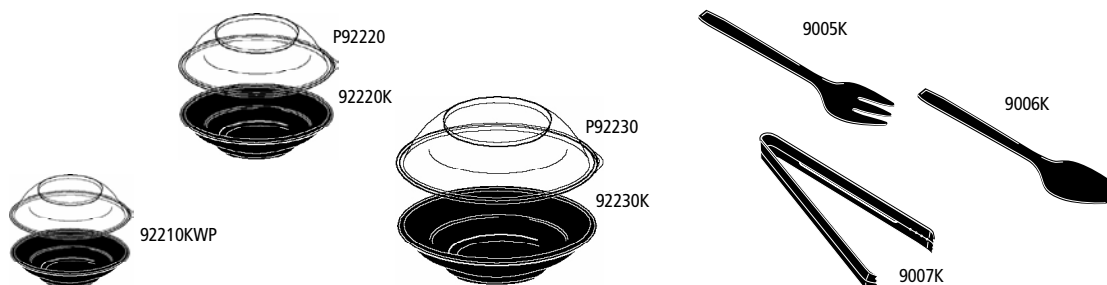
Product Specifications

Caterware® Tray Domes



Item Number	Description	Case Cube	Case Weight (lbs.)	Case Pack
P4412	2 1/2" Deep Crystal Cut™ Dome for 12" Trays	2.02	5.15	100
P4412S	1 3/4" Shallow Crystal Cut Dome for 12" Trays	2.02	4.91	100
P4412SS	1 1/4" Super Shallow Crystal Cut Dome for 12" Trays	1.95	4.88	50
P4416	2 1/2" Deep Crystal Cut Dome for 16" Trays	3.40	8.40	50
P4418	2 1/2" Deep Crystal Cut Dome for 18" Trays	4.18	10.35	50
P4418Z	3 1/2" Deep Original Dome for 18" Trays	3.97	11.06	50
P6314	2 1/2" Deep Crystal Cut Dome for Small Oval Tray (fits aluminum tray 6314-10A)	1.83	6.00	50
P6318	3" Deep Crystal Cut Dome for Large Oval Trays	2.96	9.97	50
P6174	1 1/2" Deep Clear Plastic Dome for Large Shell Bowls	0.85	3.00	25
P6182	1 1/2" Deep Clear Plastic Dome for Small Shell Bowls	0.68	2.00	25

Caterbowl® and Catermate® Utensils

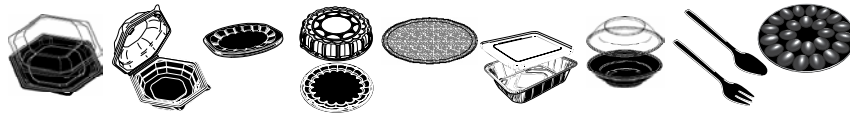


Item Number	Description	Dimensions (inches)	Case Cube	Case Weight (lbs.)	Case Pack
92210KWP	Caterbowl Small 25 oz. Black Bowl w/Dome	9 3/16 x 2 1/8	4.86	17.00	200 ea.
92220K	Caterbowl Large 5 lb. Black Bowl	12 1/8 x 2 1/4	0.74	4.85	25
P92220	Clear Dome for Large 5 lb. Black Bowl	12 3/16 x 2 3/8	1.04	3.56	25
92230K	Caterbowl Large 10 lb. Black Bowl	14 3/8 x 2 23/32	1.25	7.64	25
P92230	Clear Dome for Large 10 lb. Black Bowl	14 13/16 x 2 3/8	1.42	4.65	25
9005K	9" Black Serving Fork	---	0.32	3.56	100
9006K	9" Black Serving Spoon	---	0.32	3.46	100
9007K	9" Black Serving Tongs	---	0.65	8.50	10

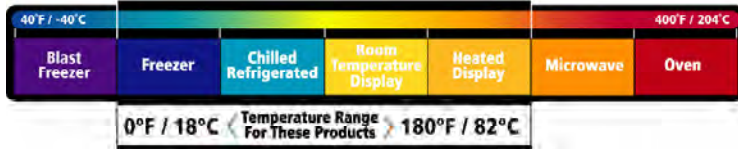
Applications Guide

Desired Attribute

Cover Style									
Compartmented									
Oval Trays									
Stackable									
SmartLock® Closure									
Interlocking Design									
Merchandisable									
Color	CLEAR BLACK	CLEAR BLACK	CLEAR BLACK	CLEAR BLACK	CLEAR SILVER	GOLD BLACK	CLEAR BLACK	BLACK	BLACK
Value	\$\$\$	\$\$	\$\$	\$\$	\$\$	\$\$	\$\$	\$	\$
Material	PLASTIC	PLASTIC	PLASTIC	PLASTIC	ALUMINUM	ALUMINUM	PLASTIC	PLASTIC	PLASTIC
Container Line	Hexquisite® Trays	ClearView® Dual Color Containers	Eclipse® Trays	SmartLock® Caterware® Trays	Aluminum Deluxe Caterware® Trays	Signature® Steam Table Pans	Caterbowl®	Catermate® Utensils	Egg Insert

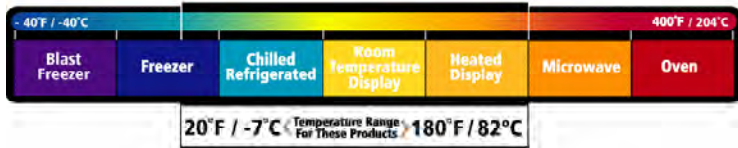


Hexquisite® Bases, Eclipse® Bases, Caterbowl® Bases, Dual Color Containers, Catermate® Utensils



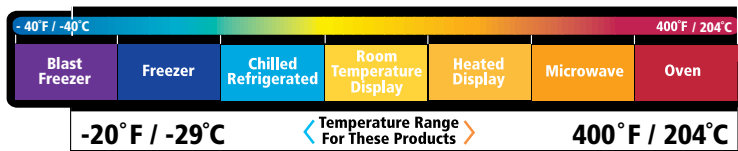
HIPS (0°F/18°C - 180°F/82°C)

Hexquisite® Domes, Eclipse® Domes, Caterbowl® Domes, Aluminum Caterware® Domes



OPS (20°F/-7°C - 180°F/82°C)

Aluminum Caterware® Trays, Signature® Steamtable Pans & Covers



Aluminum (-20°F/-29°C - 400°F/204°C) (wrap and containers)

These guidelines are supplied to assist you in determining the proper use of Pactiv products. They are based upon testing and published guidelines and are reliable in most applications. However, because every food supplier's recipes, ingredients, processes and supply chain is unique, these guidelines are not a substitute for product testing. Confirmation of product acceptability under your specific conditions of use must be done by you.