

# BAKERY & FOOD SERVICE CATALOG



**BOXiT Corporation**

**BOXit Corporation** was founded in Cleveland, Ohio, in 1932 and has become one of the largest manufacturers of paperboard boxes. Excellent customer service, creative product design, and reliability in manufacturing are the core values of our business. We are proud to be known as a leading supplier of food service boxes and for having the largest inventory of in-stock paperboard boxes in the United States. For over 80 years we have been building our reputation on quality and innovation.


Our vast assortment of in-stock sizes and colors, offer our customers flexibility and quick turnarounds. BOXit's complete line of in-stock packaging includes food service, retail gift, and candy boxes. Need something unique, our manufacturing capabilities allow us to produce a variety of sizes, styles, and print solutions for a wide range of markets. BOXit is sensitive to our environment and utilizes raw materials that are both recycled, renewable and responsibly sourced.

We welcome the opportunity to share our commitment to quality and customer satisfaction.

To learn more about our wide range of products and capabilities,

visit our website at [www.BOXit.com](http://www.BOXit.com)

**BOXit Stocks it**



# TABLE OF CONTENTS

Bakery Boxes . . . . .	3-4
Sheet Cake & Utility Boxes . . . . .	5
Donut Boxes & Trays . . . . .	6
Window Bakery Boxes . . . . .	7-8
VIEWit™ Bakery Boxes . . . . .	8
Cupcake Boxes . . . . .	9
Cupcake Inserts . . . . .	10
Color Bakery Boxes . . . . .	11-12
Cake Pads & Cake Circles . . . . .	13
Macaron & Jumbo Strawberry Boxes . . . . .	14
Candy Boxes . . . . .	14
Drink Carriers & Trays . . . . .	15
Pizza Boxes . . . . .	16
Gable Boxes . . . . .	17
Carry Out Boxes . . . . .	17-18
Catering Boxes . . . . .	19
Additional Information . . . . .	20-22



# BAKERY BOXES



# BAKERY BOXES



## CAKE, PASTRY & PIE BOXES

1 Piece Lock Corner

100% Recycled Material with White Outside and Kraft Interior

ITEM	SIZE	BUNDLE PACK	APPROX. WT/BDL.	CUBE/ BDL.	ITEM	SIZE	BUNDLE PACK	APPROX. WT/BDL.	CUBE/ BDL.
444B-261	4 x 4 x 4	200	16	0.39	1062B-261	10 x 6 x 2-1/2	250	32	0.76
524B-261	5-1/2 x 2-3/4 x 4	250	21	0.51	1063B-261	10-1/4 x 6-1/4 x 3-1/2	250	40	0.98
542B-261	5-1/2 x 4 x 2-7/8	250	20	0.48	106753B-261	10-3/4 x 6-3/4 x 3-5/8	200	48	0.92
554B-261	5-1/2 x 5-1/2 x 4	250	31	0.79	1073B-261	10-1/2 x 7-1/2 x 2-3/4	250	49	0.66
632B-261	6-1/4 x 3-3/4 x 2 1/8	250	16	0.43	1074B-261	10 x 7 x 4	100	18	0.46
6625B-261	6 x 6 x 2-1/2	250	26	0.55	1082B-261	10-1/2 x 8 x 2-1/2	250	42	0.89
663B-261	6 x 6 x 3	250	27	0.63	10102B-261	10 x 10 x 2-1/2	250	50	1.23
63B-261	6-1/2 x 6-1/2 x 3	250	29	0.74	10103B-261	10 x 10 x 3	250	58	1.36
64B-261	6-1/2 x 6-1/2 x 4	250	35	0.85	10104B-261	10 x 10 x 4	100	26	0.72
642B-261	6-1/2 x 4 x 2-3/4	250	24	0.45	10105B-261	10 x 10 x 5	100	36	0.92
664B-261	6 x 6 x 4	250	36	0.84	101055B-261	10 x 10 x 5-1/2	100	41	1.05
753B-261	7 x 5 x 3	250	24	0.61	10106B-261	10 x 10 x 6	100	44	1.07
762B-261	7 x 6 x 2-1/4	250	27	0.52	1183B-261	11 x 8 x 3	200	41	0.93
773B-261	7 x 7 x 3	250	35	0.83	1184B-261	11 x 8 x 4	200	53	1.14
774B-261	7 x 7 x 4	200	34	0.86	1293B-261	12 x 9 x 3	100	24	0.64
775B-261	7 x 7 x 5	100	22	0.51	12933B-261	12 x 9 x 3 (with 3" Tuck)	100	25	0.64
844B-261	8 x 4 x 4	200	24	0.52	1294B-261	12 x 9 x 4	100	25	0.65
853B-261	8 x 5-1/2 x 3	250	30	0.71	12123B-261	12 x 12 x 2-3/4	100	34	0.81
854B-261	8 x 5-1/2 x 4	250	39	0.87	12124B-261	12 x 12 x 4	100	41	1.02
882B-261	8 x 8 x 2-1/2	250	37	0.76	12125B-261	12 x 12 x 5	100	48	1.19
883B-261	8 x 8 x 3	250	41	1.05	12126B-261	12 x 12 x 6	50	27	0.71
884B-261	8 x 8 x 4	200	40	0.97	13932B-261	13 x 9 x 3-1/4	200	60	0.86
885B-261	8 x 8 x 5	100	24	0.59	14104B-261	14 x 10 x 4	100	43	0.92
886B-261	8 x 8 x 6	100	27	0.70	14105B-261	14-1/2 x 10-1/2 x 5	100	52	1.15
954B-261	9 x 5 x 4	250	39	0.89	14145B-261	14 x 14 x 5-1/2	50	38	0.75
963B-261	9 x 6 x 3	250	33	0.76	14146B-261	14 x 14 x 6	50	35	0.89
992B-261	9 x 9 x 2-1/2	250	41	0.94	15113B-261	15 x 11 x 3-1/2	100	44	1.00
993B-261	9 x 9 x 3	250	51	1.12	15115B-261	15 x 11 x 5	100	53	1.36
994B-261	9 x 9 x 4	200	49	1.14	16166B-261	15-7/8 x 15-7/8 x 5-7/8	50	43	1.08
995B-261	9 x 9 x 5	100	30	0.74					



# SHEET CAKE & UTILITY BOXES

## UTILITY BOXES

100% Recycled Material

ITEM	SIZE	BUNDLE PACK	APPROX. WT/BDL.	CUBE/BDL.
<b>2 Piece Lock Corner Complete Set - Lid &amp; Base</b>				
14103B-261	14 x 10 x 3	100	34	0.80
17113B-261	17 x 11 x 3	100	43	1.02
18133B-261	18 x 13 x 3	50	30	0.73
19133B-261	19 x 13 x 3	50	32	0.71
23123B-261	23 x 12 x 3-1/2	50	43	1.03



26184B-261



## SHEET CAKE BOXES

100% Recycled Material with White Outside and Kraft Interior

ITEM	SIZE	BUNDLE PACK	APPROX. WT/BDL.	APPROX. CUBE/BDL.
<b>1 Piece Lock Corner</b>				
14104B-261	14 x 10 x 4 (1/4 Sheet)	100	43	0.92
14105B-261	14-1/2 x 10-1/2 x 5 (1/4 Sheet)	100	52	1.15
18455B-261	18 x 14 x 5 (1/2 Sheet)	50	41	0.82
19144B-261	19 x 14 x 4 (1/2 Sheet)	50	32	1.02
1914B1-261	19 x 14 x 4-1/2 (1/2 Sheet)	50	40	0.80
1914B2-261	19 x 14 x 5 (1/2 Sheet)	50	43	0.85
20144B-261	20 x 14 x 4 (Full Sheet)	50	39	0.92
26184B-261	25-7/8 x 18-3/8 x 3-7/8 (Full Sheet)	25	30	0.83
28174B-261	28 x 17-3/4 x 4-7/8 (Full Sheet)	25	33	0.61
<b>2 Piece Lock Corner, Full Telescoping Complete Set - Lid &amp; Base</b>				
19144.2B-261	19-1/2 x 14 x 4 (1/2 Sheet)	50	42	1.01
14105W-408/126	14-1/4 x 10 x 5-1/8 (Corrugated Base)	50	26	2.51
19145W-408/126	19-1/16 x 14-1/4 x 5-1/8 (Corrugated Base)	25	20	1.82
<b>2 Piece Lock Corner, Full Telescoping Lid &amp; Base Sold Separately</b>				
261844B-261	26-1/2 x 18-1/2 x 4 (Full Sheet, Lid Only)	25	35	0.84
28205B-261	28 x 20 x 5 (Full Sheet, Lid Only)	25	42	1.04
26194BF-408	26-7/8 x 18-7/8 x 4 (Corrugated Base Only, Full Sheet)	25	17	1.75
<b>Sheet Cake Covers: Lock Corner</b>				
14102B-261	14-1/2 x 10-3/8 x 2 (1/4 Sheet)	100	14	0.35
18132B-261	18-1/2 x 13-1/4 x 2 (1/2 Sheet)	100	22	0.53
26182B-261	26-1/2 x 18-1/4 x 2 (Full Sheet)	100	46	0.98
26193B-261	27-1/2 x 19 x 3 (Full Sheet) (Fits 26194BF-408)	50	29	0.74
26193W-261	27-1/2 x 19 x 3 (Full Sheet - Window) (Fits 26194BF-408)	50	21	0.70

## COLOR SHEET CAKE BOXES

100% Recycled Materials

Colors: Kraft (194), Strawberry (195), Chocolate (513)

ITEM	SIZE	BUNDLE PACK	APPROX. WT/BDL.	APPROX. CUBE/BDL.
<b>1 Piece Lock Corner; Strawberry (195), Chocolate (513)</b>				
14104B	14 x 10 x 4 (1/4 Sheet)	100	37	33 0.92
19144B	19 x 14 x 4 (1/2 Sheet)	50	35	31 0.92
20144B	20 x 14 x 4 (Full Sheet)	50	37	36 0.99
<b>2 Piece Lock Corner; Complete Set - Lid &amp; Base</b>				
19144.2B	19-1/2 x 14 x 4 (1/2 Sheet)	50	40	44 0.95

# DONUT BOXES & TRAYS

## DONUT BOXES



White SBS (126), Kraft SUS (501)  
White Outside with Kraft Interior (261)

ITEM	SIZE	BUNDLE PACK	APPROX. CUBE/ WT/BDL. BDL.	
<b>Donut Boxes: 6 Corner Automatic White</b>				
973B-126	9-5/8 x 6-3/4 x 3	250	38	2.56
15112B-261	15 x 11-1/2 x 2	100	36	3.25
151125B-126	15 x 11-1/2 x 2-1/2	100	31	2.75
171103B-261	17 x 11 x 3	125	54	4.03
<b>Donut Boxes: Lock Corner, 1 Piece</b>				
1063B-261	10-1/4 x 6-1/4 x 3-1/2	250	40	0.98
13932B-261	13 x 9 x 3-1/4	200	60	0.86
106753B-261	10-3/4 x 6-3/4 x 3-5/8	200	48	0.92
<b>Donut Boxes: Lock Corner, 2 Piece White Complete Set - Lid &amp; Base</b>				
16113B-261	16 x 11 x 3-1/2	100	51	1.24
171135B-261	17 x 11 x 3-1/2	100	51	1.12

## DONUT TRAYS

Automatic Trays, 4 Corner Glued  
Kraft SUS (501). White Outside with Kraft Interior (261)

1393DN-261	13-1/2 x 9 x 3 (#1)	250	41	3.50
1393DN-501	13-1/2 x 9 x 3 (#1)	250	33	2.89
13103DN-261	13-1/2 x 9-7/8 x 3-3/8 (#2)	250	47	3.50
13103DN-501	13-1/2 x 9-7/8 x 3-3/8 (#2)	250	37	3.50
14103DN-261	14 x 10 x 3	200	38	2.47
16122DN-261	16 x 12 x 2-1/2	150	32	2.52
17112DN-261	17-1/4 x 11 x 2-1/2 (#3)	200	45	4.30
17112DN-501	17-1/4 x 11 x 2-1/2 (#3)	200	34	4.16



# WINDOW BAKERY BOXES



## CAKE, PASTRY & PIE BOXES

1 Piece: White SBS (126), Kraft SUS (501)

ITEM	SIZE	BUNDLE PACK	WHITE APPROX. WT/BDL.	KRAFT APPROX. WT/BDL.	CUBE/BDL.
663AW	6 x 6 x 3 (Glued 6 Corner Beers)	200	20	18	2.31
852AW	8 x 5-3/4 x 2-1/2 (Glued 6 Corner Beers)	200	19	17	1.79
882AW	8 x 8 x 2-1/2 (Glued 4 Corner Beers)	250	31	28	3.67
884AWFL	8 x 8 x 4 (Glued 4 Corner Beers) (Front Load)	150	27	26	1.92
885AW	8 x 8 x 5 (126 Only) (Glued 4 Corner Beers)	100	23	--	1.02
944AW	9 x 4-1/2 x 4 (Glued 4 Corner Beers)	250	37	35	1.90
992AW	9 x 9 x 2-1/2 (Glued 4 Corner Beers)	250	35	34	3.09
993AW	9 x 9 x 3 (501 Only) (Glued 4 Corner Beers)	200	--	29	2.78
994AWFL	9 x 9 x 4 (Glued 4 Corner Beers) (Front Load)	150	29	29	2.36
995AW	9 x 9 x 5 (Glued 4 Corner Beers)	100	28	25	1.39
1084AW	10 x 8 x 4 (Glued 4 Corner Beers)	125	27	26	2.03
10102AW	10 x 10 x 2-1/2 (Glued 4 Corner Beers)	150	26	24	3.63
10105W	10 x 10 x 5 (Lock Corner)	150	38	34	1.37
10105AW	10 x 10 x 5 (Glued 4 Corner Beers)	100	31	37	1.65
12125W	12 x 12 x 5 (Lock Corner)	100	35	31	1.27
1252AW	12-1/2 x 5-1/2 x 2-1/4 (Glued 4 Corner Beers)	200	26	23	2.59
1382AW	13 x 8-3/8 x 2-1/4 (126 Only) (Glued 6 Corner Beers)	100	18	--	1.54
14104W	14 x 10 x 4 (Lock Corner)	100	28	25	0.98
14104AWFL	14 x 10 x 4 (Glued 4 Corner Beers) (Front Load)	100	34	33	2.87
14104AW	14 x 10 x 4 (Glued 4 Corner Beers)	100	36	29	2.63
19144W	19 x 14 x 4 (Lock Corner)	50	24	31	1.06
19144AW	19 x 14 x 4 (Glued 4 Corner Beers)	50	26	23	2.51

## CHOCOLATE & STRAWBERRY WINDOW BOXES

ITEM	SIZE	BUNDLE PACK	STRAW. APPROX. WT/BDL.	CHOC. APPROX. WT/BDL.	CUBE/BDL.
1 Piece Lock Corner; Strawberry (195), Chocolate (513)					
444W*	4 x 4 x 4	200	15	13	0.41
844W*	8 x 4 x 4	200	22	18	0.61
774W*	7 x 7 x 4	200	30	27	0.89
884W*	8 x 8 x 4	200	37	30	1.07
10104W	10 x 10 x 4	100	29	26	0.86
1294W	12 x 9 x 4	100	21	22	0.72
14104W	14 x 10 x 4	100	33	31	0.97
19144W	19 x 14 x 4	50	31	27	1.09

\*Waterfall Window  
Polypropylene film used for our windows



# WINDOW BAKERY BOXES



19145W-408/126



14105W-408/126



## QUARTER AND HALF SHEET TWO PIECE WINDOW BAKERY BOXES

White corrugated lock corner base for extra support.  
White SBS automatic lid with window. Packed in complete sets.

ITEM	SIZE	CASE PACK	APPROX. WT/BDL	CUBE/CASE
14105W-408/126	14-1/4 x 10 x 5-1/8	50	26	2.51
19145W-408/126	19-1/16 x 14-1/4 x 5-1/8	25	20	1.82

# VIEWIT™ BAKERY BOXES

**NATURAL KRAFT - Folding automatic boxes with VIEWIT™ waterfall window.**

ITEM	SIZE	DESCRIPTION	CASE PACK	WEIGHT PER CASE	CUBE/BDL.
V444AW-501	4 x 4 x 4	Autobottom tuck top	175	13	0.60
V862AW-501	8 x 6 x 2	Glued 4 corner beers	175	14	1.25
V882AW-501	8 x 8 x 2-1/2	Glued 4 corner beers	150	18	1.39
V883AW-501	8 x 8 x 3-1/2	Glued 4 corner beers	150	24	1.70
V992AW-501	9 x 9 x 2-1/2	Glued 4 corner beers	150	19	1.91
V9935AW-501	9 x 9 x 3-1/2	Glued 4 corner beers	150	31	2.28



V882AW

V992AW

V444AW



**BOXit Stocks it**

# CUPCAKE BOXES



## WINDOW CUPCAKE BOXES

ITEM	SIZE	BUNDLE PACK	WHITE APPROX. WT/BDL.	KRAFT APPROX. WT/BDL.	CUBE/BDL.
<b>1 Piece Lock Corner; White SBS (126), Kraft SUS (501)</b>					
444W	4 X 4 X 4 (1 Cup) MRJ	100	6	6	0.20
842W	8 X 4 X 2-1/2 (2 Cup) M	100	6	6	0.20
844W	8 X 4 X 4 (2 Cup) RJ	100	9	8	0.25
772W	7 X 7 X 2-1/2 (4 Cup) M	100	9	8	0.25
774W	7 X 7 X 4 (4 Cup) R	100	12	10	0.36
884W	8 X 8 X 4 (4 Cup) J	100	14	14	0.36
1072W	10 X 7 X 2-1/2 (6 Cup) M	100	11	10	0.34
10104W	10 X 10 X 4 (6 Cup) R	100	19	20	0.62
1294W	12 X 9 X 4 (6 Cup) J	100	23	21	0.66
101025W	10 X 10 X 2-1/2 (12 Cup) M	100	15	15	0.46
14104W	14 X 10 X 4 (12 Cup) R	100	28	25	0.93
141025W	14 X 10 X 2-1/2 (24 Cup) M	100	24	20	0.80
19144W	19 X 14 X 4 (12 Cup) J (24 Cup) R	50	24	31	0.82
<b>1 Piece Lock Corner; Strawberry (195), Chocolate (513)</b>					
444W	4 X 4 X 4 (1 Cup) MRJ	200	15	13	0.41
844W	8 X 4 X 4 (2 Cup) RJ	200	22	18	0.61
774W	7 X 7 X 4 (4 Cup) R	200	30	27	0.89
884W	8 X 8 X 4 (4 Cup) J	200	37	30	1.07
10104W	10 X 10 X 4 (6 Cup) R	100	29	26	0.86
1294W	12 X 9 X 4 (6 Cup) J	100	21	22	0.72
14104W	14 X 10 X 4 (12 Cup) R	100	33	31	0.97
19144W	19 X 14 X 4 (12 Cup) J (24 Cup) R	50	31	27	1.09

## WINDOW GABLE BOXES

Auto Bottom with Handle, Strawberry (195), Chocolate (513)

ITEM	SIZE	BUNDLE PACK	APPROX. WT/BDL.	CUBE/BDL.
GB844W	8 X 4 X 4 STRAW. (2 Cup) RJ	100	11	0.65

## NON-WINDOW CUPCAKE BOXES

1 Piece Lock Corner; White (261), Kraft (194), Strawberry (195), Chocolate (513)

ITEM	SIZE	BUNDLE PACK	APPROX. WT/BDL.	CUBE/BDL.
444B	4 X 4 X 4 (1 Cup) MRJ	200	16	0.39
844B	8 X 4 X 4 (2 Cup) RJ	200	24	0.52
774B	7 X 7 X 4 (4 Cup) R	200	34	0.86
884B	8 X 8 X 4 (4 Cup) J	200	40	0.97
10104B	10 X 10 X 4 (6 Cup) R	100	28	0.72
1294B	12 X 9 X 4 (6 Cup) J	100	30	0.65
14104B	14 X 10 X 4 (12 Cup) R	100	43	0.92
19144B	19 X 14 X 4 (12 Cup) J (24 Cup) R	50	35	1.02

Sizes: Mini (M), Regular (R), Jumbo (J)

## CUPCAKE INSERTS

100% Recycled Material, Reversible White or Kraft




ITEM	SIZE	BUNDLE PACK	APPROX. WT/BDL.	CUBE/BDL.
44MCI-261	3-15/16 x 3-15/16 x 3/4 (Mini 1 Cup)	100	2	0.05
44CI-261	3-15/16 x 3-15/16 x 7/8 (1 Cup)	100	2	0.04
44JCI-261	3-15/16 x 3-15/16 x 5/8 (Jumbo 1 Cup)	100	1	0.03
84MCI-261	7-15/16 x 3-15/16 x 3/4 (Mini 2 Cup)	100	3	0.07
84CI-261	7-15/16 x 3-15/16 x 7/8 (2 Cup)	100	2	0.07
84JCI-261	7-15/16 x 3-15/16 x 5/8 (Jumbo 2 Cup)	100	2	0.06
77MCI-261	6-15/16 x 6-15/16 x 3/4 (Mini 4 Cup)	100	3	0.09
77CI-261	6-15/16 x 6-15/16 x 7/8 (4 Cup)	100	3	0.09
88JCI-261	7-15/16 x 7-15/16 x 5/8 (Jumbo 4 Cup)	100	3	0.10
107MCI-261	9-15/16 x 6-15/16 x 3/4 (Mini 6 Cup)	100	4	0.12
1010MCI-261	9-15/16 x 9-15/16 x 3/4 (Mini 12 Cup)	100	5	0.16
1010CI-261	9-15/16 x 9-15/16 x 7/8 (6 Cup)	100	6	0.17
129JCI-261	11-15/16 x 8-15/16 x 5/8 (Jumbo 6 Cup)	100	5	0.17
1410CI-261	13-15/16 x 9-15/16 x 7/8 (12 Cup)	100	6	0.22
1410MCI-261	13-15/16 x 9-15/16 x 3/4 (Mini 24 Cup)	100	6	0.22
1914JCI-261	18-15/16 x 13-15/16 x 5/8 (Jumbo 12 Cup)	100	11	0.37
1914CI-261	18-15/16 x 13-15/16 x 7/8 (24 Cup)	100	11	0.41

## CUPCAKE INSERTS



### Baking Cup Sizing For Inserts:

- Mini:
  - Overall Diameter=3-7/8
  - Bottom Diameter=1-5/8
  - Wall Ht=1-1/8
  - 2 oz Cupcake
- Regular:
  - Overall Diameter=4-3/4
  - Bottom Diameter=2
  - Wall Ht=1-3/8
  - 2-5/8 oz Cupcake
- Jumbo:
  - Overall Diameter=6
  - Bottom Diameter=2-1/4
  - Wall Ht=1-7/8
  - 5 Oz Cupcake



BOXit Stocks it



# PREMIUM BLACK LICORICE BAKERY BOXES



## BLACK LICORICE

1 Piece Lock Corner, Gloss Black Outside, White Interior,  
Compatible with most Cupcake Inserts



ITEM	SIZE	BUNDLE PACK	APPROX. WT/BDL.	CUBE/BDL.
444B-960	4 x 4 x 4	100	7	0.18
632B-960	6-1/2 x 3-3/4 x 2 1/8	100	5	0.16
774B-960	7 x 7 x 4	100	13	0.37
844B-960	8 x 4 x 4	100	9	0.24
853B-960	8 x 5-1/2 x 3	100	12	0.27
884B-960	8 x 8 x 4	100	16	0.39
954B-960	9 x 5 x 4	100	13	0.38
10102B-960	10 x 10 x 2-1/2	100	19	0.46
10104B-960	10 x 10 x 4	100	25	0.65
10105B-960	10 x 10 x 5	100	29	0.68
14104B-960	14 x 10 x 4	100	30	0.80
19144B-960	19 x 14 x 4	50	27	0.73



# CHOCOLATE, KRAFT & STRAWBERRY BAKERY BOXES

## CAKE, PASTRY & PIE BOXES

Colors: Kraft (194), Strawberry (195), Chocolate (513)  
Made with 100% Recycled Paperboard

ITEM	SIZE	BUNDLE PACK	KRAFT APPROX. WT/BDL.	CHOC. / STRAW. APPROX. WT/BDL.	CUBE/BDL.
<b>1 Piece Lock Corner</b>					
444B	4 x 4 x 4	200	16	13	0.43
542B	5-1/2 x 4 x 2-7/8	250	14	16	0.49
632B	6-1/2 x 3-3/4 x 2-1/8	250	14	12	0.43
663B	6 x 6 x 3	250	23	21	0.69
753B	7 x 5 x 3	250	23	21	0.65
774B	7 x 7 x 4	200	35	31	0.85
844B	8 x 4 x 4	200	22	20	0.54
853B	8 x 5-1/2 x 3	250	27	26	0.76
854B	8 x 5-1/2 x 4	250	34	31	0.90
883B	8 x 8 x 3	250	41	32	0.98
884B	8 x 8 x 4	200	38	36	0.96
885B	8 x 8 x 5	100	22	21	0.66
954B	9 x 5 x 4	250	39	32	0.98
992B	9 x 9 x 2-1/2	250	39	32	1.03
994B	9 x 9 x 4	200	44	41	1.15
995B	9 x 9 x 5	100	28	23	0.71
1074B	10 x 7 x 4	100	18	16	0.51
10102B	10 x 10 x 2-1/2	250	47	43	1.29
10103B	10 x 10 x 3	250	53	50	1.45
10104B	10 x 10 x 4	100	26	23	0.68
10105B	10 x 10 x 5	100	36	33	0.97
10106B	10 x 10 x 6	100	40	40	0.95
1294B	12 x 9 x 4	100	26	23	0.71
12125B	12 x 12 x 5	100	45	39	1.17
12126B	12 x 12 x 6	50	26	23	0.72
14104B	14 x 10 x 4	100	39	33	0.92
14146B	14 x 14 x 6	50	31	29	0.91
19144B	19 x 14 x 4	50	34	31	0.92
20144B	20 x 14 x 4	50	36	36	0.99
<b>2 Piece Lock Corner; Complete Set - Lid &amp; Base</b>					
19144.2B	19-1/2 X 14 X 4	50	42	44	0.95

## BAKERY TISSUE


### Strawberry & Chocolate Bakery Tissue

SW106-195	Straw 10-3/4 x 6, 10 Cs of 1000 Interfold	10000	19	0.82
SW106-513	Choc 10-3/4 x 6, 10 Cs of 1000 Interfold	10000	19	0.82



**BOXit Stocks it**

# CAKE PADS & CIRCLES



2618DGCP  
1813DGCP  
1410DGCP



2618SWCP  
1813SWCP  
1410SWCP



2618SWCPGR  
1813SWCPGR



14WCCGR  
10WCCGR  
9WCCGR  
8WCCGR  
18WCCGR  
6WCCGR

## CAKE PADS

ITEM	SIZE	BUNDLE PACK	APPROX. WT/BDL.	CUBE/BDL.
<b>Single and Double Wall, Mottled White or Gold Scalloped</b>				
1410SWCP	Single Wall White Pad (1/4 Sheet)	100	12	1.40
1813SWCP	Single Wall White Pad (1/2 Sheet)	100	21	2.86
2618SWCP	Single Wall White Pad (Full Sheet)	100	37	4.87
1410SGCP	Single Wall Gold Pad (1/4 Sheet)	100	16	1.51
1813SGCP	Single Wall Gold Pad (1/2 Sheet)	100	22	2.83
2618SGCP	Single Wall Gold Pad (Full Sheet)	50	19	2.59
1410DWCP	Double Wall White Pad (1/4 Sheet)	50	10	1.29
1813DWCP	Double Wall White Pad (1/2 Sheet)	50	18	2.32
2618DWCP	Double Wall White Pad (Full Sheet)	50	29	4.01
1410DGCP	Double Wall Gold Pad (1/4 Sheet)	50	9	1.16
1813DGCP	Double Wall Gold Pad (1/2 Sheet)	50	17	2.32
2618DGCP	Double Wall Gold Pad (Full Sheet)	50	32	3.80
<b>Single and Double Wall, White with Grease Resistant Coating</b>				
1410SWCPGR	Single Wall Pad (1/4 Sheet)	100	12	1.56
1813SWCPGR	Single Wall Pad (1/2 Sheet)	100	23	2.86
2618SWCPGR	Single Wall Pad (Full Sheet)	100	39	4.99
1410DWCPGR	Double Wall Pad (1/4 Sheet)	50	9	1.31
1813DWCPGR	Double Wall Pad (1/2 Sheet)	50	17	2.36
2618DWCPGR	Double Wall Pad (Full Sheet)	50	30	3.95

## CAKE CIRCLES

ITEM	SIZE	BUNDLE PACK	APPROX. WT/BDL.	CUBE/BDL.
<b>Mottled White or Gold Scalloped</b>				
6WCC	6" White Cake Circle	100	3	0.45
7WCC	7" White Cake Circle	100	4	0.74
8WCC	8" White Cake Circle	100	5	0.77
9WCC	9" White Cake Circle	100	6	0.91
10WCC	10" White Cake Circle	100	7	1.13
12WCC	12" White Cake Circle	100	10	1.58
14WCC	14" White Cake Circle	100	14	2.24
16WCC	16" White Cake Circle	100	19	2.83
18WCC	18" White Cake Circle	100	21	4.11
6GCC	6" Gold Cake Circle	100	3	0.45
7GCC	7" Gold Cake Circle	100	3	0.73
8GCC	8" Gold Cake Circle	100	5	0.75
9GCC	9" Gold Cake Circle	100	8	0.97
10GCC	10" Gold Cake Circle	100	7	1.15
12GCC	12" Gold Cake Circle	100	14	1.64
14GCC	14" Gold Cake Circle	100	15	2.19
16GCC	16" Gold Cake Circle	100	18	2.70
18GCC	18" Gold Cake Circle	100	28	3.66
<b>White with Grease Resistant Coating</b>				
6WCCGR	6" White Cake Circle	100	3	0.43
7WCCGR	7" White Cake Circle	100	4	0.75
8WCCGR	8" White Cake Circle	100	5	0.75
9WCCGR	9" White Cake Circle	100	6	0.93
10WCCGR	10" White Cake Circle	100	9	1.11
12WCCGR	12" White Cake Circle	100	10	1.49
14WCCGR	14" White Cake Circle	100	14	2.20
16WCCGR	16" White Cake Circle	100	18	2.70
18WCCGR	18" White Cake Circle	100	23	4.26

# MACARON & JUMBO STRAWBERRY BOXES



V2206-2342

Available Colors:  
Krome (005), Gold (602), Black Onyx (2045), Cocoa (2057), Red (2342)

ITEM	SIZE	BUNDLE PACK	APPROX. WT/BDL.	CUBE/BDL.
<b>Clear Vinyl Lid Set up Boxes</b>				
V2206	8-1/8 X 2-5/8 X 2-3/16 (6 Piece)	100	15	0.82
V2212	8-1/8 x 5-1/4 x 2-3/16 (12 Piece)	50	11	0.82
V2224	10-1/2 X 8-1/8 X 2-3/16 (24 Piece)	20	15	0.82

### Macaron Tray - 6 cavity (2-5/16 x 1-1/4) - Clear

TR8006-100	8-1/8 x 2-5/8	500	4	0.32
TR8006/A-100	8-1/8 x 2-5/8	100	2	0.23

V2206 Holds 1 Tray, V2212 Holds 2 Trays & V2224 Holds 4 Trays

ITEM	SIZE (FLAT)	BUNDLE PACK	APPROX. WT/BDL.	CUBE/BDL.
<b>Jumbo Strawberry Inserts</b>				
Made From Food Grade SBS Paperboard - White 3 or 6 Cavity (2-9/16 x 2-1/2)				
1003-126	2-9/16 x 15-11/16	100	2	0.19
1006-126	8-15/16 x 15-11/16	50	4	0.30

1003 Fits V2206 Box and 1006 Fits V2212 & V2224 Boxes



V2212-602



V2224-602



V2206-602

V2212-2057

# FOLDING CANDY BOXES

### Auto Bottom Candy Boxes White (000) & Kraft Groove (197)



ITEM	Approx. Weight	Size	CASE PACK	APPROX. WT/CASE	CUBE/ CASE
7005	1/2 lb.	5-1/2 X 2-3/4 X 1-3/4	100	4	0.23
7010	1 lb.	7 X 3-3/8 X 2	100	5	0.34
7015	1-1/2 lb.	7-1/4 X 4-3/8 X 2-3/8 (White Gloss Only)	100	9	0.39

### Colors

Red (2004), Green Leaf (2301), Chocolate (2302), Pink (2303), Gold (2304), & Black Gloss (960)



7005	1/2 lb.	5-1/2 X 2-3/4 X 1-3/4	100	4	0.23
7010	1 lb.	7 X 3-3/8 X 2	100	5	0.34



BOXit Stocks it

# CUP CARRIERS & TRAYS

7710C-501



739C-501



779C-501  
with Expandable Handle



1052C-501



962C-501



1162C-501



## CUP CARRIERS & TRAYS

### Kraft Automatic

ITEM	SIZE	BUNDLE PACK	APPROX. WT/BDL.	CUBE/BDL.
668C-501	6-7/16 x 6-7/16 x 8-3/8 (4 Cup 16oz)	200	20	1.41
739C-501	7-1/2 x 3-5/8 x 9 (2 Cup 32oz)	250	22	1.66
779C-501	7 x 7 x 9-1/4 Expandable Handle (4 Cup 32 oz)	200	32	2.10
7710C-501	7-1/4 x 7 x 9-1/4 (4 Cup 32oz)	100	13	0.94
962C-501	9-3/8 x 6-5/8 x 2-5/8 (Strap Tray)	250	22	1.76
1052C-501	9-7/8 x 5-7/8 x 2-1/2 (J Tray)	250	18	1.42
1162C-501	10-7/8 x 6-5/8 x 2-5/8 (Strap Tray)	250	22	1.93

**NOTE:** Items 668, 739, and 7710 are 1 pc. auto. bottoms w/ handles. Items 962 and 1162 are beers strap trays. 1052 is a beers J tray.



# PIZZA BOXES

## PIZZA BOXES

Made with 100% Recycled Materials

ITEM	SIZE	BUNDLE PACK	APPROX. WT/BDL.	CUBE/BDL.
<b>1 Piece Lock Corner, White</b>				
881P-261	8 x 8 x 1-1/2	100	11	0.26
991P-261	9 x 9 x 1-1/2	100	13	0.37
10101P-261	10 x 10 x 1-1/2	100	15	0.43
12121P-261	12 x 12 x 1-1/2	100	24	0.54
14141P-261	14 x 14 x 1-1/2	100	37	0.92
882P-261	8 x 8 x 2	100	13	0.31
992P-261	9 x 9 x 2	100	15	0.36
10102P-261	10 x 10 x 2	100	18	0.44
12102P-261	12 x 10 x 2 (two piece)	100	24	0.59
12102PH-261	12 x 10 x 2 Heavy (two piece)	100	30	0.62
12122P-261	12 x 12 x 2	100	25	0.66
12122PH-261	12 x 12 x 2 Heavy	100	31	0.80
14142P-261	14 x 14 x 2	100	40	1.03
16162P-261	16 x 16 x 2	100	52	1.35
<b>CHEF'S CLASSIC PRINTED PIZZA BOXES</b>				
<b>1 Piece Lock Corner, White</b>				
992PSP-261	9 x 9 x 2	100	16	0.36
10102PSP-261	10 x 10 x 2	100	18	0.42
12122PSP-261	12 x 12 x 2	100	28	0.63
14142PSP-261	14 x 14 x 2	100	39	0.97
16162PSP-261	16 x 16 x 2	100	60	1.32
<b>1 Piece Automatic Pizza Boxes, White</b>				
771AP-261	7 x 7 x 1-1/2	300	32	2.36
10101AP-261	10 x 10 x 1-1/2	200	39	3.09
12121AP-261	12 x 12 x 1-1/2	100	30	2.50
14141AP-261	14 x 14 x 1-1/2	100	38	3.39
16161AP-261	16 x 16 x 1-1/2	100	48	4.66
<b>OVENABLE PIZZA TRAYS</b>				
<b>White SBS.Lock Corner, Inside Poly Coated</b>				
1212POV-409	12 x 12 x 7/8 (Octagon)	250	23	0.78
1612POV-409	16 x 12 x 1-1/8 (with B-Flute Pad)	100	32	3.16

\*COOKING INSTRUCTIONS ARE PRINTED ON THE TRAYS



1612POV-409

1212POV-409



# CARRY OUT BOXES

## FAST TOP BOXES

742FT-126



843FT-126

954FT-126

## HANDI-SNAK BOXES



325HS-126



## FAST TOP

White SBS, Auto Bottom

ITEM	SIZE	CASE PACK	WEIGHT PER CASE	CUBE/CASE
742FT-126	7 x 4-1/2 x 2-3/4	500	40	1.26
843FT-126	8-7/8 x 4-7/8 x 3-1/16	400	40	1.33
954FT-126	9 x 5 x 4	250	30	1.17

## HANDI-SNAK

White SBS, Auto Bottom

ITEM	SIZE	CASE PACK	WEIGHT PER CASE	CUBE/CASE
325HS-126	3 x 2-5/8 x 5	250	13	0.87

## GABLE BOXES

White Outside with Kraft Interior (000) & Kraft SUS (501)

### Color Kraft Carry Out Gable Boxes

Pinstripe Design: Gold (141), Apple Green (144), French Blue (148), Red (149), Black (511)

ITEM	SIZE	CASE PACK	WHITE APPROX. WT/CASE	KRAFT APPROX. WT/CASE	CUBE/CASE
GB42	4 x 2-1/2 x 2-1/2 (White and Kraft Only)	250	13	9	0.46
GB64	6 x 4 x 4 (White and Kraft Only)	100	11	8	0.59
GB84	8 x 4-7/8 x 5-1/4	100	17	13	0.94
GB853	8-7/8 x 5 x 3-1/2 (5 lb.)	250	37	29	1.79
GB856	8-7/8 x 5 x 6-3/4 (10 lb.) (White and Kraft Only)	150	30	24	1.46
GB955	9-1/2 x 5 x 5	125	23	20	1.33

## ONE-PIECE STACKABLE MEAL BOXES

Folding boxes with automatic bottoms. Boxes fold flat for easy storage and assemble in seconds.

White Outside with Kraft Interior (000) & Kraft SUS (501)

STOCK NUMBER	SIZE	CASE PACK	WEIGHT PER CASE	CUBE/CASE
856TB	8-7/8 x 5 x 6-3/4 (10 lb)	150	37	1.87
Red Checkerboard - kraft interior (159)				
84TB-159	8 x 4-7/8 x 5-1/4	100	21	1.00
856TB-159	8-7/8 x 5 x 6-3/4 (10 lb)	150	37	1.87

# CARRY OUT BOXES

## SNACK-PAKS

White 6 Corner Automatic

ITEM	SIZE	CASE PACK	WEIGHT PER CASE	CUBE/CASE
953S-261	9 x 5-1/2 x 2-3/4	200	31	1.99
1063S-261	9-7/8 x 6-3/8 x 3-7/16	150	34	2.48
1293S-261	12-1/2 x 9-3/8 x 3-1/2	100	41	2.55
973SW-261	9-1/4 x 7-3/8 x 3-1/8 (Window)	150	31	1.79

## TAMPER EVIDENT BOXES NEW

Automatic 6 corner vented folding boxes with or without window. Tamper Evident tab allows customers to see if contents may have been compromised. White SBS board.

ITEM	SIZE	CASE PACK	WEIGHT PER CASE	CUBE/CASE
973STE-126	9-1/4 x 7-3/8 x 3-1/8	150	22	1.79
973SWTE-126	9-1/4 x 7-3/8 x 3-1/8 (Window)	150	22	1.79

## TUCK TOP DELI BOXES

White 1 Piece Automatic

ITEM	SIZE	CASE PACK	WEIGHT PER CASE	CUBE/CASE
953D-261	9 x 5 x 3 (Auto Bottom)	200	25	1.47
954D-261	9 x 5 x 4 (Auto Bottom)	200	28	1.82
992D-261	9 x 9 x 2-1/2 (6 Corner Automatic)	150	30	2.07

## SAUSAGE & MEAT PATTY BOXES

ITEM	SIZE	CASE PACK	WEIGHT PER CASE	CUBE/CASE
1055M-261	10 x 5 x 5-1/2 (Auto Bottom)	200	43	2.44
1053M-261	10-3/8 x 5-1/8 x 3-1/2 (2 Pc. Lock Corner)	100	25	0.62

## SUSHI BOXES NEW

Black Gloss - automatic 4 corner folding boxes with window. Protective interior coating provides excellent barrier to grease/moisture.

ITEM	SIZE	CASE PACK	WEIGHT PER CASE	CUBE/CASE
S831W-960	8-1/2 x 3-1/2 x 1-3/4 6 - 8 oz. Sushi Rolls/Combo Box	150	13	0.66
S641W-960	6-1/2 x 4-1/2 x 1-3/4 10 - 12 oz. Sushi Rolls/Combo Box	150	15	0.60
S852W-960	8-1/2 x 5-1/4 x 2 14 - 16 oz. Sushi Combo Box	150	18	0.91

### SNACK-PAK BOXES



1063S-261



973SW-261

1293S-261

### TAMPER EVIDENT BOXES



973SWTE-126



973STE-126

### TUCK TOP DELI BOXES



954D-261

# SUSHI BOXES



S831W-960

S641W-960



**BOXit Stocks it**

# CATERING BOXES



22134BF-408



13111BFCOV-408

13114BF-408



21134KF-408



21134KF-408



160.OZ-BEV



96.OZ-BEV



973STE-126

## HANDLED CATERING BOXES

B-Flute corrugated construction. The display boxes have an easy open/close front flap for loading/unloading. All boxes and trays are notched for easy stacking. Display boxes are packaged in corrugated and the trays and lids are bundle packed, poly wrapped and shipped flat.

White Outside and Kraft Interior

STOCK NUMBER	SIZE	BUNDLE PACK	WEIGHT PER BUNDLE	CUBE/ BUNDLE
--------------	------	-------------	-------------------	--------------

### Handled Box - Tuck top lid with diecut display

21134BF-408	21-1/8 x 13-1/8 x 4	25	22	3.19
-------------	---------------------	----	----	------

### Handled Tray

13114BF-408	13-1/2 x 11 x 4	25	10	1.36
22134BF-408	22 x 13-1/2 x 4	25	16	1.99

### Tray Lids

13111BFCOV-408	14-3/8 x 11-1/2 x 1-1/2	25	6	0.58
22141BFCOV-408	22-7/8 x 14 x 1-1/2	25	10	0.98

## Kraft

STOCK NUMBER	SIZE	BUNDLE PACK	WEIGHT PER BUNDLE	CUBE/ BUNDLE
--------------	------	-------------	-------------------	--------------

### Handled Box - Tuck top lid with diecut display

21134KF-408	21-1/8 x 13-1/8 x 4	25	29	3.19
-------------	---------------------	----	----	------

### Handled Tray

13114KF-408	13-1/2 x 11 x 4	25	10	1.36
22134KF-408	22 x 13-1/2 x 4	25	16	1.99

### Tray Lids

13111KFCOV-408	14-3/8 x 11-1/2 x 1-1/2	25	6	0.58
22141KFCOV-408	22-7/8 x 14 x 1-1/2	25	10	0.98

## Printing Available -

Up to three spot colors with a 500 piece minimum. Full coverage and four color process available with a 2,500 piece minimum.

## HOT AND COLD BEVERAGE CONTAINERS

Hot and cold beverage containers. Easy to fill insulated nylon bag keeps coffee and other non-carbonated beverages hot or cold for 2+ hours. Made with durable corrugated. Easy to set up and fill.

## Kraft

STOCK NUMBER	SIZE	BUNDLE PACK	WEIGHT PER BUNDLE	CUBE/ BUNDLE
--------------	------	-------------	-------------------	--------------

96.OZ-BEV	96 oz	25	12	2.16
-----------	-------	----	----	------

160.OZ-BEV	160 oz / 1.25 gal	20	13	2.36
------------	-------------------	----	----	------

Custom printing available.

## LUNCH BOXES

Automatic 6 corner vented folding boxes with or without window. Tamper Evident tab allows customers to see if contents may have been compromised. White SBS board.

White Outside and Kraft Interior

STOCK NUMBER	SIZE	BUNDLE PACK	WEIGHT PER BUNDLE	CUBE/ BUNDLE
--------------	------	-------------	-------------------	--------------

973STE-126	9-1/4 x 7-3/8 x 3-1/8	150	22	1.79
------------	-----------------------	-----	----	------

973SWTE-126	9-1/4 x 7-3/8 x 3-1/8 (Window)	150	22	1.79
-------------	--------------------------------	-----	----	------

Custom printing available.



# CUSTOM SOLUTIONS

## We can manufacture a box to your custom specifications.

We have over 80 years of manufacturing experience to help you bring any custom packaging project to fruition. We produce both folding and set-up boxes and we pride ourselves on our quality, creativity and reliability.

We offer a wide-range of capabilities to assist you including:

**Die-cutting**  
**Folding and Gluing**  
**Laminating**  
**Plain Stayed & Wrapped**

**Windowing**  
**Coating**  
**Foil Stamping**  
**Sheeting**

**Lithography & Flexography**  
**Embossing & Debossing**  
**Vinyl Forming**

We specialize in both small quantities as well as large production runs. Minimums for the most competitive pricing start at:

Box Style - Custom	No Printing	Printed
Set-up Boxes	500 pieces	500 pieces
Lock Corner Boxes	2,500 pieces	2,500 pieces
Glued Boxes (Collapsible)	10,000 pieces	10,000 pieces

Box Style - In-Stock	Printed
Set-up Boxes	200 pieces
Lock Corner Boxes - 1 color	2,000 pieces
Lock Corner Boxes - 2+ colors	5,000 pieces
Glued Boxes (Collapsible)	10,000 pieces

*Lead times can vary throughout the year but normally run between 4 - 6 weeks*

### Hot Stamping:

One case minimum for any of our in-stock boxes.

In order to expedite orders please provide artwork in hi-resolution print-ready PDF's. PDF proofs are available at no charge. Fees may apply for art preparation, full scale proofs, prototypes, plates, and dies.

Let us help you build your brand and stand out from the competition.



## SUSTAINABILITY



Reduce • Re-use • Recycle

### BOXit is committed to our environment!

BOXit manufactures paperboard boxes and packaging from recycled and renewable resources. Our recycled paperboard contains at least 35% post consumer waste. All of our paperboard materials are 100% recyclable where programs exist.

We believe in responsible forestry and source our materials from vendors that share that belief.

Our manufacturing and office paper waste is baled and recycled by the paperboard mill.

BOXit is continuously striving to improve our recycling and paper waste management programs to better serve our environment.



## General Information

**Minimum in-stock order is one case**

### Request a Quotation

Request a quotation when ordering a special size, a variation of one of our in-stock boxes, custom printing or when ordering substantially larger quantities than listed.

### Terms

1% 10 days, net 30 – F.O.B. Cleveland, OH or Delivered

### Delivery

In-stock, non-printed items will be shipped within 48 hours. Delivery of CUSTOM and IMPRINTED items may vary seasonally. Estimated shipping dates are shown on the acknowledgment. Call for estimated ship times on truck load shipments.

**Orders placed for future delivery are subject to prevailing prices at the time of shipment.**

### Return of Merchandise

If it is necessary to return merchandise, contact our Sales/Customer Service Department. **No returns will be accepted without a BOXit return authorization number.** We will replace items if we are in error. Any items returned will be subject to a 20% restocking fee or a minimum of \$20.00. Any item held for over six months will not be eligible for return.

### Loss or Damage

All products should be inspected carefully upon delivery. We are not responsible for loss or damage sustained in transit. Claims should be made promptly against the carrier. External visible damage and/or shortages must be noted on carrier's waybill at time of delivery.

### Cancellations

Cancellations must be submitted to our Sales Department in writing and are subject to charges based on any work performed or materials ordered prior to the cancellation.

### Custom Orders

Custom orders are subject to overruns or underruns not to exceed 15%.

Acknowledgments are sent for every custom order. Compare the acknowledgment to your purchase order to ensure that your instructions have been correctly interpreted.

**There may be a slight variation of paper, paperboard or ink colors from order to order and from size to size.**

**Weights listed are approximate due to the nature of paperboard.**

**Prices are subject to change.**

## Artwork Information

To expedite orders we prefer your artwork be provided in the following format:

- Hi-Resolution, print-ready PDF files.
- All images must be embedded and all fonts outlined (or converted to curves).

### Files can be delivered to us in a variety of ways:

- Supply us with a CD-ROM, DVD-R, DVD+R, DVD-RW and DVD+RW
- Supply us with a USB Thumb drive
- Email files less than 10 MB in size
- Upload larger files through our FTP website: Up to 30 MB
- Camera-ready artwork (Photocopies and Facsimiles are not acceptable forms of camera-ready artwork)

**We understand that files may need to be repaired or revised; if possible we are more than willing to make them for you.** *We charge \$80/hr. (\$35 minimum) for repairs, changes, color corrections and other prepress computer work.*

**In House Software:** Adobe CS5 (Photoshop, InDesign, and Illustrator)

If any of the above software is not available our preferred file format is Hi-Resolution PDF. If sending files created on a Mac please make sure the file extension is included with the file (ex. myartwork.pdf). Difficulty in reading files may result in additional fees. Customers will be contacted regarding any difficulty.

Having your files prepared properly will save you time and money.

### Patent, Trademark, & Copyright Infringement

Customer assumes any and all liability for patent, trademark or copyright infringement when orders are processed to customer's specifications. Customer acknowledges that they are the owner or has the authority to give BOXit permission to reproduce such trademark, copyright or patent.





# **BOXit Corporation**

## **BOXit Stocks it**

[www.\*\*boxit\*\*.com](http://www.boxit.com)

For more information, call or email  
us at [boxitinfo@boxit.com](mailto:boxitinfo@boxit.com)

5555 Walworth Avenue | Cleveland, OH 44102

800.Get. A BOX | 800.438.2269 | 216.631.6900 | Fax 800.969.3297

Rev .10

SCAN QR CODE TO  
VISIT OUR MOBILE  
WEBSITE

